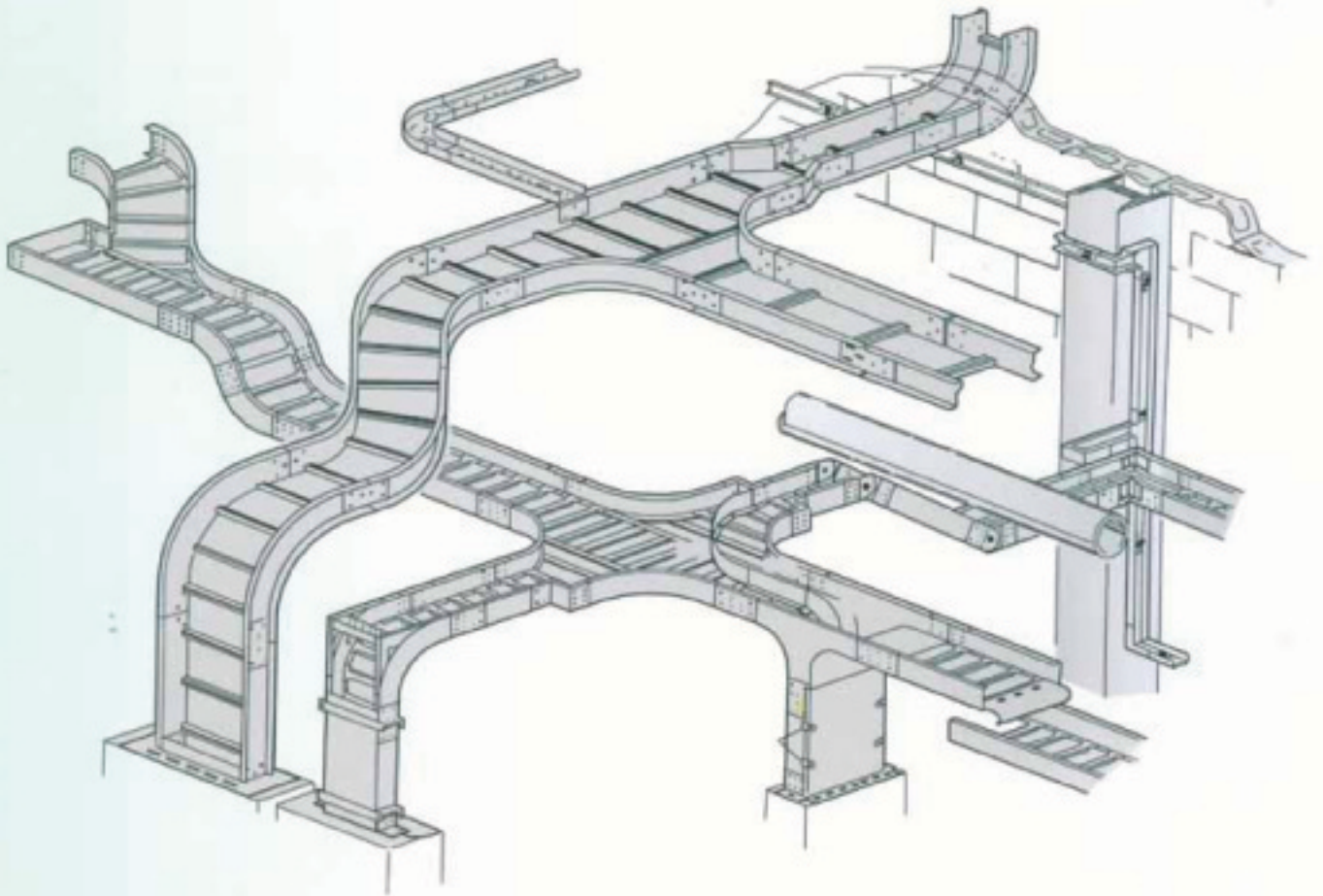


# 钢制桥架

Steel Cable Trays



ZQC




昆明安顺电缆桥架制造有限公司  
联系电话：15087028680

# 目 录

## Table of content

一	安 装 支 架.....1 Mounting Support
二	大 跨 距 桥 架.....6 Large Span Support
三	电 缆 桥 架 型 号 表 示 法.....8 Cable Support Accessories
四	槽 式 桥 架.....9 Channel Support
五	托 盘 式 桥 架.....15 Tray Support
六	梯 级 式 桥 架.....17 Ladder Support
七	组 合 式 桥 架.....19 Combined Support
八	防 火 桥 架.....22 Fire Resisting Support
九	阻 燃 玻 璃 钢 桥 架.....29 Fire Retarding FRP Support
十	抗 腐 蚀 铝 合 金 桥 架.....35 Anti-corrosive Al-alloy Support

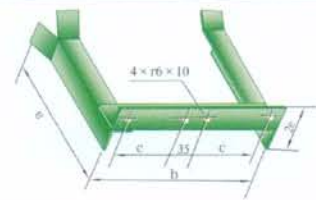
XQJ-H-01A 工字钢立柱 H-girder Column Model XQJ-H-01A		序号 No.	型号 Model	B=80 × L	重量件 (kg) Weight/Piece	B=100 × L	重量件 (kg) Weight/Piece
 <p>II型加重 3.07kg/件 For Model II,the weight of each is added by 3.07kg</p>							
		2	H-01A-5	500	5.60	500	7.10
		3	H-01A-8	800	8.96	800	11.36
		4	H-01A-10	1000	11.20	1000	14.20
		5	H-01A-15	1500	16.80	1500	21.30
		6	H-01A-20	2000	22.40	2000	28.40
		7	H-01A-25	2500	28.00	2500	35.50
		8	H-01A-30	3000	33.60	3000	42.60

XQJ-H-01B 丁字钢立柱 T-iron Column Model XQJ-H-01B		序号 No.	型号 Model	规格 L Size	重量件 (kg) Weight/Piece	备注Remarks
 <p>II型加重 1.61kg/件 For Model II,the weight of each is added by 1.61kg</p>						
		2	H-01B-5	500	4.92	
		3	H-01B-8	800	7.86	
		4	H-01B-10	1000	9.82	
		5	H-01B-15	1500	14.74	
		6	H-01B-20	2000	19.64	

XQJ-H-01C 槽钢立柱 E-channel Column Model XQJ-H-01C		序号 No.	型号 Model	规格 L Size	重量件 (kg) Weight/Piece	备注Remarks
 <p>II型加重 2.6kg/件 For Model II,the weight of each is added by 2.6kg</p>						
		2	H-01C-5	500	6.00	
		3	H-01C-8	800	9.60	
		4	H-01C-10	1000	12.00	
		5	H-01C-15	1500	18.00	
		6	H-01C-20	2000	24.00	



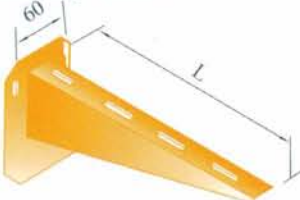
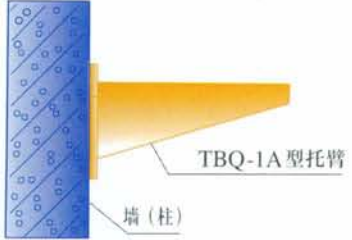

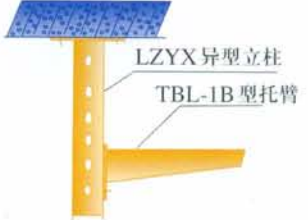
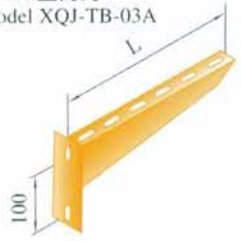

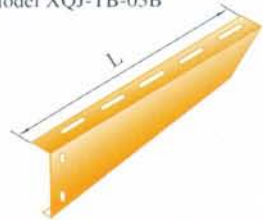
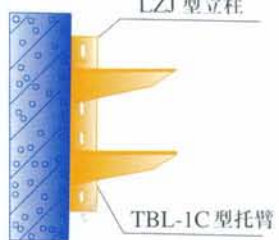

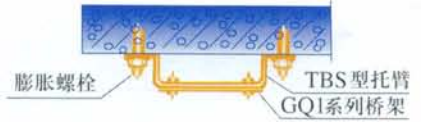
XQJ-H-01D 角钢立柱 Angle Iron Column Model XQJ-H-01D		序号 No.	型号 Model	规格 L Size	重量件 (kg) Weight/Piece	备注Remarks
 <p>II型加重 2.61kg/件 For Model II,the weight of each is added by 2.61kg</p>						
		2	H-01D-5	500	2.46	
		3	H-01D-8	800	3.93	
		4	H-01D-10	1000	4.91	
		5	H-01D-15	1500	7.37	
		6	H-01D-20	2000	9.82	


XQJ-H-01E 异型立柱 Special-shaped Steel Column Model XQJ-H-01E		序号 No.	型号 Model	规格 L Size	重量件 (kg) Weight/Piece	备注Remarks
 <p>II型加重 2.8kg/件 For Model II,the weight of each is added by 2.8kg</p>						
		2	H-01E-5	500	6.50	
		3	H-01E-8	800	8.80	
		4	H-01E-10	1000	10.9	
		5	H-01E-15	1500	13.6	
		6	H-01E-20	2000	16.8	


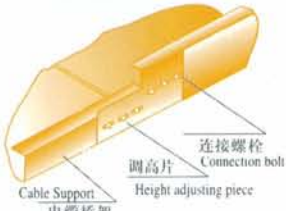
XQJ-ZJ1 型支架 Support Model XQJ-ZJ1		型号 Model	b (mm)	a (mm)	c (mm)	e (mm)	重量 Weight		
		ZJ1-2	250	250	/	50 L50 × 5	3.42		
		ZJ1-3	350				3.85		
		ZJ1-4	450				4.31		
		ZJ1-5	550				5.06		
		ZJ1-6	650				5.39		
		ZJ1-10	1050				11.10		
		ZJ1-12	1250	12.49					
						280	/	63 L63 × 6	
									470
							570	12.49	

XQJ-ZJ2 型支架 Support Model XQJ-ZJ2		型号 Model	b (mm)	c (mm)	重量 Weight		
		ZJ2-2	250	/	1.99		
		ZJ2-3	350		2.28		
		ZJ2-4	450		3.59		
		ZJ2-5	550		4.38		
		ZJ2-6	650		5.18		
		ZJ2-10	1050		8.42		
		ZJ2-12	1250	10.02			
						/	
							470
						570	10.02


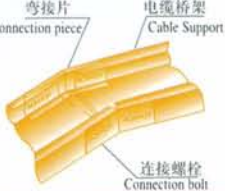
XQJ-ZJ3 型支架 Support Model XQJ-ZJ3		型号 Model	b (mm)	a (mm)	c (mm)	e (mm)	重量 Weight
		ZJ3-1	150	270	90	40 × 4	0.73
		ZJ3-2	250	370			1.01
		ZJ3-3	350	470			2.53
		ZJ3-4	450	570	110	50 × 5	2.93
		ZJ3-5	550	670			3.41
		ZJ3-6	650	770			3.73
		ZJ3-10	1050	1170	120	63 × 6	7.43
		ZJ3-12	1250	1370			3.36



产品外形 Shape	型号 Model	L	重量 kg Weight	安装图例 Schematic diagram
XQJ-TB-01A 型托臂 Bracket Model XQJ-TB-01A 	TB-01A-10	140	4.46	 LZG 型 I 字钢立柱 TBL-1A 型托臂
	TB-01A-15	190	5.00	
	TB-01A-20	240	5.35	
	TB-01A-25	290	5.80	
	TB-01A-30	340	6.50	
	TB-01A-40	440	7.4	
	TB-01A-50	540	8.20	
	TB-01A-60	640	13.82	
	TB-01A-80	840	16.2	
	TB-01A-100	1040	19.82	
XQJ-TB-01B 型托臂 Bracket Model XQJ-TB-01B 	TB-01B-10	140	4.30	 TBQ-1A 型托臂 墙 (柱)
	TB-01B-15	190	4.69	
	TB-01B-20	240	5.35	
	TB-01B-25	140	5.2	
	TB-01B-30	340	5.59	
	TB-01B-40	440	7.33	
	TB-01B-50	540	9.13	
	TB-01B-60	640	9.9	
	TB-01B-80	840	13.91	
	TB-01B-100	1040	18.95	
XQJ-TB-02 型托臂 Bracket Model XQJ-TB-02A 	TB-02-10	140	2.96	 LZYX 异形立柱 TBL-1B 型托臂
	TB-02-15	190	3.15	
	TB-02-20	240	3.35	
	TB-02-25	290	4.45	
	TB-02-30	340	4.58	
	TB-02-40	440	6.90	
	TB-02-50	540	9.83	
	TB-02-60	640	12.41	
	TB-02-80	840	16.3	
	TB-02-100	1040	18.29	
XQJ-TB-03A 型托臂 Bracket Model XQJ-TB-03A 	TB-03A-10	140	2.96	 TBQ-1B 型托臂 墙 (柱)
	TB-03A-15	190	3.15	
	TB-03A-20	240	3.35	
	TB-03A-25	290	4.45	
	TB-03A-30	340	4.58	
	TB-03A-40	440	6.9	
	TB-03A-50	540	9.83	
	TB-03A-60	640	12.41	
	TB-03A-80	840	16.3	
	TB-03A-100	1040	18.29	
XQJ-TB-03B 型托臂 Bracket Model XQJ-TB-03B 	TB-03B-10	140	2.25	 LZJ 型立柱 TBL-1C 型托臂
	TB-03B-15	190	2.50	
	TB-03B-20	240	2.92	
	TB-03B-25	290	3.45	
	TB-03B-30	340	4.18	
	TB-03B-40	440	6.00	
	TB-03B-50	540	7.96	
	TB-03B-60	640	8.94	
	TB-03B-80	840	10.96	
	TB-03B-100	1040	12.86	
XQJ-TB-04 型托臂 Bracket Model XQJ-TB-04 	TB-04-15	150	3.46	 膨胀螺栓 TBS 型托臂 GQ1 系列桥架
	TB-04-20	200	3.70	
	TB-04-30	300	4.19	
	TB-04-35	350	4.34	
	TB-04-40	400	4.64	
	TB-04-50	500	5.06	
	TB-04-55	550	6.26	
	TB-04-60	600	6.78	
	TB-04-70	700	7.42	
TB-04-80	800	8.02		

产品外形 Shape	型号 Model	侧边高 H (mm) Side Height	H1 (mm)	B1 (mm)	安装图例 Schematic diagram
<b>XQJ-TPC-01A 调宽片</b> Width adjusting piece XQJ-TPC-01A 	TPC-01A100	75	50	100	 Width adjusting piece 调宽片 Connection bolt 连接螺栓 Cable Support 电缆桥架
	TPC-01A-150			150	
	TPC-01A-200			200	
	TPC-01A-300	100	75	300	
	TPC-01A-400	150	125	400	
	TPC-01A-500	200	175	500	
	TPC-01A-600	200	175	600	



产品外形 Shape	型号 Model	H1 (mm)	H2 (mm)	L (mm)	重量 kg Weight	安装图例 Schematic diagram
<b>XQJ-TPC-01B 调高片</b> Height adjusting piece XQJ-TPC-01B 	TPC-01B-75/100	50	75	182	0.94	 Connection bolt 连接螺栓 调高片 Height adjusting piece Cable Support 电缆桥架
	TPC-01B-75/150	50	125	282	1.62	
	TPC-01B-75/200	50	175		1.62	
	TPC-01B-100/150	75	125	1.62		
	TPC-01B-100/200	75	175	2.10		
	TPC-01B-150/200	125	175	382	2.10	

产品外形 Shape	型号 Model	侧边高 H (mm) Side Height	L (mm)	H1 (mm)	重量 kg Weight	安装图例 Schematic diagram
<b>XQJ-TPC-02 直接片</b> Straight Connection piece XQJ-TPC-02 	TPC-02-50	50,60	182	35	0.77	DJ-TPC-02B100, 150, 200 型 DJ-TPC-02B100,150,200 Type  配套大跨距电缆桥架直接片 H1+10 L
	TPC-02-75	75		50	0.86	
	TPC-02-100	100		75	0.94	
	TPC-02-125	125	100	1.24		
	TPC-02-150	150	125	1.62		
	TPC-02-200	200	175	2.85		

产品外形 Shape	型号 Model	H (mm)	L1 (mm)	L2 (mm)	重量 kg Weight	安装图例 Schematic diagram
<b>XQJ-TPC-03 弯接片</b> Bend connection piece XQJ-TPC-03 	TPC-03-50	25	91	200	0.81	 弯接片 Bend connection piece 电缆桥架 Cable Support 连接螺栓 Connection bolt
	TPC-03-75	50			1.03	
	TPC-03-100	75			1.77	
	TPC-03-150	125	191	300	2.23	
	TPC-03-200	175	300	3.10		

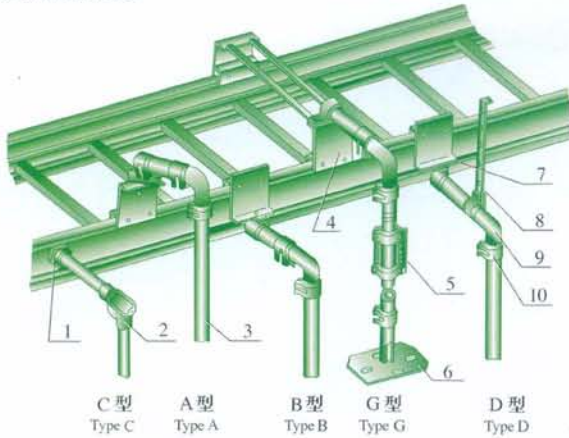
产品外形 Shape	型号 Model	侧边高 H (mm) Side Height	H (mm)	L (mm)	重量 kg Weight	安装图例 Schematic diagram
<b>XQJ-TPC-04 调角片</b> Angle adjusting piece XQJ-TPC-04 	TPC-04-75	75	50	166	0.61	 调角片 Angle adjusting piece 连接螺栓 Connection bolt 电缆桥架 Cable Support
	TPC-04-100	100	75	191	1.12	
	TPC-04-150	150	125	341	2.02	
	TPC-04-200	200	175	391	2.98	

产品外形 Shape	型号 Model	重量 kg Weight	安装图例 Schematic diagram
<b>XQJ-TPC-05 固定压板</b> XQJ-TPC-05 Fixed holddown plate 	TPC-05固定压板,主要用于梯级式桥架与托臂压固及梯级式桥架垂直安装时与墙壁固定 Model TPC-05 fixed holddown plate	 梯级式桥架 Ladder Support Connection bolt 连接螺栓 固定压板 Fixed holddown plate 托臂 bracket	

产品外形 Shape	型号 Model	H1 (mm)	H (mm)	重量 kg Weight	产品外形 Shape	型号 Model	G	M	d
<b>XQJ-TPC-07 隔板</b> XQJ-TPC-07 Partition plate 	TPC-07-75	75	40		<b>XQJ-TPC-13 管接头</b> XQJ-TPC-B pipe connector 	TPC-13-1/2"	1/2"	M22 × 1	18
	TPC-07-100	100	100			TPC-13-3/4"	3/4"	M27 × 1.5	22
	TPC-07-400	150	120			TPC-13-1"	1"	M33 × 1.5	28
	TPC-07-500	200	170			TPC-13-1 1/2"	1 1/2"	M48 × 2	38
							TPC-13-2"	2"	M56 × 2

## HAT-GYX 型引下装置

Vortical Hold Down Guides



序号 No.	产品名称 Name	型号 Model	说明 Directions
1	管接头	XQJ-TPC-13	GYX 型引下装置, 广泛应用于工矿企业。当电缆桥架引至用电设备, 可通过该装置来实现。除图中列出的 A、B、C、D、G 型外, 按用户需要可提供特殊类型的引下装置, 欢迎选购。 Model GYX downward leading devices are widely applied in mines and industrial units. They can well connect cable trays with electrical equipments. Aside from model A, B, C, D, G in figures, we can also provide you special types of downward leading devices.
2	铝合金穿线盒	YHIX-E, T, S	
3	钢管	GG	
4	固定架	GDJ2	
5	开关底座	KGZ	
6	管座	GZ	
7	固定架	GDJ1	
8	吊杆	DG2	
9	钢管弯头	GWT	
10	钢管接头	GT	

## GG 型钢管

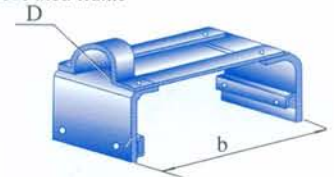
GG Steel tube



型号 Model	D (mm)	重量/米 (kg) Weight/m	备注 Remarks
GG-25	φ25	2.69	选型时不注明长度 L, 按 4000mm 供货。 While L is not specially indicated, we will supply products with their length of 4000mm.
GG-40	φ40	4.62	
GG-50	φ50	5.90	
GG-60	φ60	7.18	
GG-80	φ80	12.02	

## GDJ2 型固定架

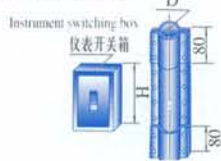
GDJ2 Fixed frame



型号 Model	D (mm)	备注 Remarks
GDJ2-25	φ25	选型时请在型号内加注配套桥架高度 H, 请备注桥架高度 H 及桥架宽度 b 以便订货。
GDJ2-40	φ40	
GDJ2-50	φ50	
GDJ2-60	φ60	
GDJ2-80	φ80	

## KGZ 型开关底座

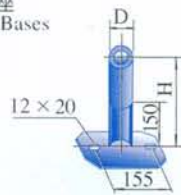
KGZ Switch Foundation



型号 Model	D (mm)	备注 Remarks
KGZ-25	φ25	选型时不注明仪表开关箱高度 H, 按 400mm 供货。 While H of meter boxes is not specially indicated, we will supply products with their height of 400mm.
KGZ-40	φ40	
KGZ-50	φ50	
KGZ-60	φ60	
KGZ-80	φ80	

## GZ 型管座

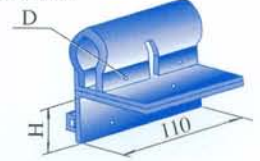
GZ Tube Bases



型号 Model	D (mm)	备注 Remarks
GZ1-25	φ25	选型时不注明高度 H, 按 500mm 供货。 While H is not specially indicated, we will supply products with their height of 500mm.
GZ1-40	φ40	
GZ1-50	φ50	
GZ1-60	φ60	
GZ1-80	φ80	

## GDJ1 型固定架

GDJ1 fixed frame



型号 Model	D (mm)	备注 Remarks
GDJ1-25	φ25	选型时请在型号内加注配套桥架高度 H, 请备注桥架高度 H, 以便订货。 While H is not specially indicated, we will supply products with their height of 500mm.
GDJ1-40	φ40	
GDJ1-50	φ50	
GDJ1-60	φ60	
GDJ1-80	φ80	

## DG2 型吊杆

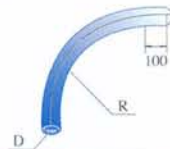
DG2 Hanger Rods



型号 Model	L (mm)	重量 (kg) Weight	备注 Remarks
DG2-5	500	1.21	
DG2-10	1000	2.04	
DG2-15	1500	3.27	
DG2-20	2000	4.42	
DG2-25	2500	5.53	

## GWT 型钢管 90° 弯头

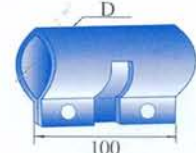
GWT-Steel Tube Elbow



型号 Model	D (mm)	R (mm)	重量/米 (kg) Weight/m
GWT-25	φ25	300	2.69
GWT-40	φ40	300	4.62
GWT-50	φ50	500	5.90
GWT-60	φ60	500	7.18
GWT-80	φ80	500	12.02


## GT 型钢管接头

GT Steel tube connectors



型号 Model	D (mm)	备注 Remarks
GT-25	φ25	
GT-40	φ40	
GT-50	φ50	
GT-60	φ60	
GT-80	φ80	

**XQJ-TPC-08 直通护罩**  
Straight Cover Model XQJ-TPC-08



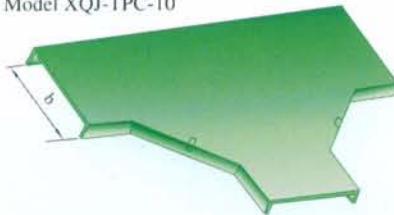
序号 NO.	型号 Model	宽度 b Width	重量 kg(件) Weight(piece)	备注 Remarks
1	TPC-08-1	100	11.95	
2	TPC-08-2	200	18.00	
3	TPC-08-3	300	22.42	
4	TPC-08-4	400	38.64	
5	TPC-08-5	500	45.20	
6	TPC-08-6	600	52.00	
7	TPC-08-8	800	64.80	

**XQJ-TPC-09 弯通护罩**  
Elbow Joint Cover Model XQJ-TPC-09




序号 NO.	型号 Model	宽度 b Width	重量 kg(件) Weight(piece)	备注 Remarks
1	TPC-09-2	200	8.92	
2	TPC-09-3	300	12.34	
3	TPC-09-4	400	18.96	
4	TPC-09-5	500	24.66	
5	TPC-09-6	600	32.66	
6	TPC-09-8	800	42.77	

**XQJ-TPC-10 三通护罩**  
T-Joint Cover Model XQJ-TPC-10



序号 NO.	型号 Model	宽度 b Width	重量 kg(件) Weight(piece)	备注 Remarks
1	TPC-10-2	200	11.38	
2	TPC-10-3	300	18.88	
3	TPC-10-4	400	28.43	
4	TPC-10-5	500	36.32	
5	TPC-10-6	600	46.58	
6	TPC-10-8	800	58.60	


**XQJ-TPC-11 四通护罩**  
Cross Cover Model XQJ-TPC-11



序号 NO.	型号 Model	宽度 b Width	重量 kg(件) Weight(piece)	备注 Remarks
1	TPC-11-2	200	12.32	
2	TPC-11-3	300	21.63	
3	TPC-11-4	400	36.42	
4	TPC-11-5	500	42.68	
5	TPC-11-6	600	62.62	
6	TPC-11-8	800	76.52	

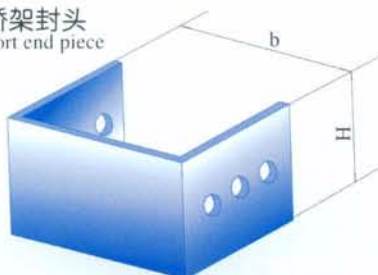
注：系列桥架其它附件可根据用户需要进行特殊订货  
Note: The users can post your diagrams, write or come to talk with us personally to give orders if you need other variety and standards cable tray accessories

**ZQC-ZH-03 吊杆**  
ZQC-ZH-03 Suspending rod



型号 Model	L (mm)	重量(kg) weight	备注 Remarks
ZH-03-5	500	1.36	罗圈垫体 配套供应 Bolt can be supplied together on per-piece pricing basis
ZH-03-8	800	2.18	
ZH-03-10	1000	2.72	
ZH-03-12	1200	3.26	
ZH-03-15	1500	4.08	
ZH-03-20	2000	5.44	

**XQJ-C-01B 桥架封头**  
XQJ-C-01B Support end piece



序号 No.	型号 Model	重量(kg) weight	序号 No.	型号 Model	重量(kg) weight
1	XQJ-C-01B-1	0.21	11	XQJ-C-01B-11	3.79
2	XQJ-C-01B-2	0.30	12	XQJ-C-01B-12	3.91
3	XQJ-C-01B-3	0.49	13	XQJ-C-01B-13	4.1
4	XQJ-C-01B-4	1.11	14	XQJ-C-01B-14	4.23
5	XQJ-C-01B-5	2.31	15	XQJ-C-01B-15	4.35
6	XQJ-C-01B-6	2.52	16	XQJ-C-01B-16	4.47
7	XQJ-C-01B-7	2.73	17	XQJ-C-01B-17	4.88
8	XQJ-C-01B-8	2.98	18	XQJ-C-01B-18	5.59
9	XQJ-C-01B-9	3.54	19	XQJ-C-01B-19	5.92
10	XQJ-C-01B-10	3.68			

# XQJ 大跨距电缆桥架

## XQJ Type Large Span Cable Support

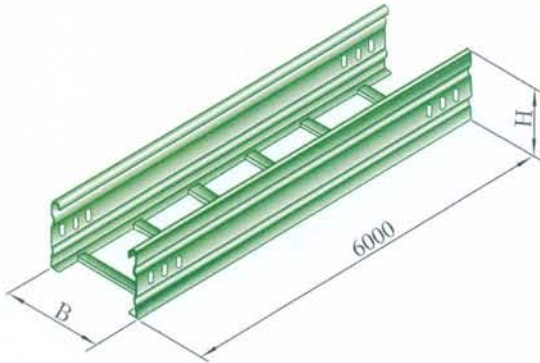
销售热线：15087028680

大跨距桥架分梯级式、槽式、托盘式三种形式。A型、B型二种型号，支撑间距6m，当跨距大于6m时可接受特殊订货。

Large-span cable support-systems consist of 3 types,i.e. ladder type,channel type and tray type.They are of 2 models,namely Model A and Model B with the span between the supports being 6m.Special order will be accepted when the span exceeds 6m.

### XQJ-DJ-T-A-01 型梯级式大跨距汇线桥架

XQJ-DJ-T-A-01 Type Stair Large-span Bridge Frame




型号 Model	H (mm)	B (mm)	重量 kg Weight
DJ-T-A-01-10-2	100	200	42.60
DJ-T-A-01-10-3		300	43.88
DJ-T-A-01-10-4		400	64.71
DJ-T-A-01-10-5		500	70.65
DJ-T-A-01-10-6		600	76.59
DJ-T-A-01-10-8		800	88.53
DJ-T-A-01-15-2	150	200	60.33
DJ-T-A-01-15-3		300	66.27
DJ-T-A-01-15-4		400	78.84
DJ-T-A-01-15-5		500	84.78
DJ-T-A-01-15-6		600	90.72
DJ-T-A-01-15-8		800	106.66
DJ-T-A-01-20-2	200	200	75.40
DJ-T-A-01-20-3		300	83.00
DJ-T-A-01-20-4		400	99.00
DJ-T-A-01-20-5		500	106.00
DJ-T-A-01-20-6		600	113.40
DJ-T-A-01-20-8		800	133.32

说明：高度 h=60,100 为单排连接孔，高 h=150 为双排连接孔。  
Description:h=60,single-row connection holes;h=150,double-row connection holes

### XQJ-DJ-T-B-01 型梯级式大跨距汇线桥架

XQJ-DJ-T-B-01 Type Stair Large-span Bridge Frame




型号 Model	H (mm)	B (mm)	重量 kg Weight
DJ-T-B-01-10-2	100	200	96.12
DJ-T-B-01-10-3		300	99.12
DJ-T-B-01-10-4		400	111.24
DJ-T-B-01-10-5		500	117.18
DJ-T-B-01-10-6		600	123.12
DJ-T-B-01-10-8		800	129.15
DJ-T-B-01-15-2	150	200	137.78
DJ-T-B-01-15-3		300	143.72
DJ-T-B-01-15-4		400	161.30
DJ-T-B-01-15-5		500	169.91
DJ-T-B-01-15-6		600	178.53
DJ-T-B-01-15-8		800	187.10
DJ-T-B-01-20-2	200	200	172.20
DJ-T-B-01-20-3		300	179.65
DJ-T-B-01-20-4		400	201.42
DJ-T-B-01-20-5		500	212.38
DJ-T-B-01-20-6		600	223.16
DJ-T-B-01-20-8		800	233.93

说明：高度 h=60,100 为单排连接孔，高 h=150 为双排连接孔。  
Description:h=60,single-row connection holes;h=150,double-row connection holes

### XQJ-DJ-P-A-01 型托盘式大跨距汇线桥架

XQJ-DJ-P-A-01 Type Stair Large-span Bridge Frame



型号 Model	H (mm)	B (mm)	重量 kg Weight
DJ-P-A-01-10-2	100	200	99.32
DJ-P-A-01-10-3		300	108.74
DJ-P-A-01-10-4		400	142.79
DJ-P-A-01-10-5		500	162.60
DJ-P-A-01-10-6		600	188.33
DJ-P-A-01-10-8		800	222.00
DJ-P-A-01-15-2	150	200	108.71
DJ-P-A-01-15-3		300	120.51
DJ-P-A-01-15-4		400	154.56
DJ-P-A-01-15-5		500	174.36
DJ-P-A-01-15-6		600	194.01
DJ-P-A-01-15-8		800	233.90
DJ-P-A-01-20-2	200	200	135.88
DJ-P-A-01-20-3		300	150.68
DJ-P-A-01-20-4		400	193.20
DJ-P-A-01-20-5		500	217.95
DJ-P-A-01-20-6		600	242.51
DJ-P-A-01-20-8		800	291.25

说明：高度 h=60,100 为单排连接孔，高 h=150 为双排连接孔。  
Description:h=60,single-row connection holes;h=150,double-row connection holes




# XQJ 大跨距电缆桥架

XQJ Type Large Span Cable Support

销售热线: 15087028680

## XQJ-DJ-P-B-01 型托盘式大跨距汇线桥架

XQJ-DJ-P-B-01 Type Stair Large-span Bridge Frame




型号 Model	H (mm)	B (mm)	重量 kg Weight
DJ-P-B-01-10-2	100	200	190.10
DJ-P-B-01-10-3		300	258.71
DJ-P-B-01-10-4		400	291.66
DJ-P-B-01-10-5		500	322.54
DJ-P-B-01-10-6		600	353.34
DJ-P-B-01-10-8		800	424.48
DJ-P-B-01-15-2	150	200	289.77
DJ-P-B-01-15-3		300	311.85
DJ-P-B-01-15-4		400	433.60
DJ-P-B-01-15-5		500	479.64
DJ-P-B-01-15-6		600	512.35
DJ-P-B-01-15-8		800	650.78
DJ-P-B-01-20-2	200	200	361.15
DJ-P-B-01-20-3		300	373.01
DJ-P-B-01-20-4		400	540.08
DJ-P-B-01-20-5		500	596.80
DJ-P-B-01-20-6		600	657.12
DJ-P-B-01-20-8		800	734.40

说明: 高度 h=60, 100 为单排连接孔, 高 h=150 为双排连接孔。

Description: h=60, single-row connection holes; h=150, double-row connection holes

## XQJ-DJ-C-A-01 型槽式大跨距汇线桥架

XQJ-DJ-C-A-01 Type Stair Large-span Bridge Frame



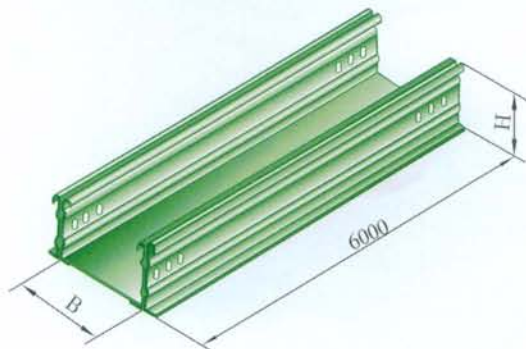
型号 Model	H (mm)	B (mm)	重量 kg Weight
DJ-C-A-01-10-2	100	200	160.94
DJ-C-A-01-10-3		300	175.63
DJ-C-A-01-10-4		400	248.91
DJ-C-A-01-10-5		500	272.94
DJ-C-A-01-10-6		600	300.54
DJ-C-A-01-10-8		800	358.91
DJ-C-A-01-15-2	150	200	170.08
DJ-C-A-01-15-3		300	301.20
DJ-C-A-01-15-4		400	385.72
DJ-C-A-01-15-5		500	411.708
DJ-C-A-01-15-6		600	438.69
DJ-C-A-01-15-8		800	463.20
DJ-C-A-01-20-2	200	200	213.86
DJ-C-A-01-20-3		300	245.86
DJ-C-A-01-20-4		400	345.71
DJ-C-A-01-20-5		500	379.07
DJ-C-A-01-20-6		600	416.19
DJ-C-A-01-20-8		800	489.12

说明: 高度 h=60, 100 为单排连接孔, 高 h=150 为双排连接孔。

Description: h=60, single-row connection holes; h=150, double-row connection holes

## XQJ-DJ-C-B-01 型槽式大跨距汇线桥架

XQJ-DJ-C-B-01 Type Stair Large-span Bridge Frame



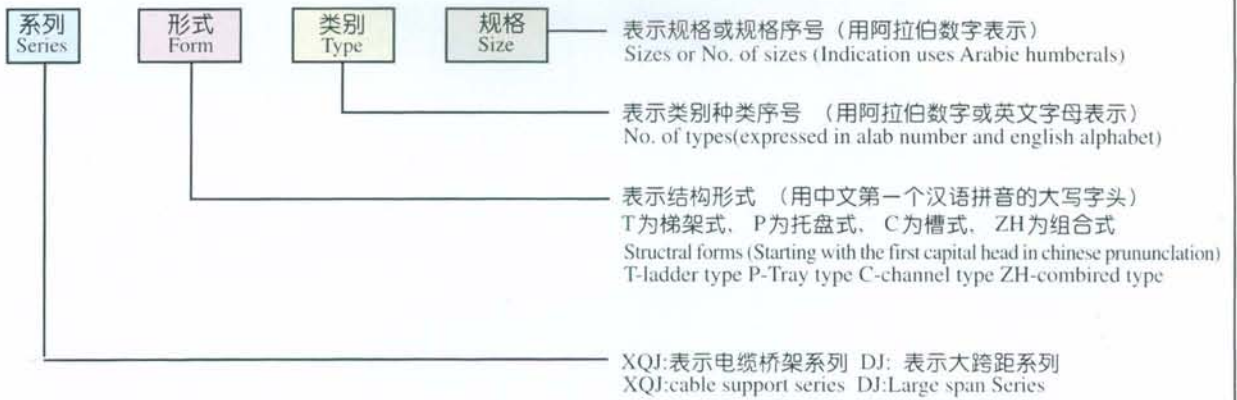
型号 Model	H (mm)	B (mm)	重量 kg Weight
DJ-C-B-01-10-2	100	200	202.10
DJ-C-B-01-10-3		300	270.71
DJ-C-B-01-10-4		400	303.66
DJ-C-B-01-10-5		500	334.55
DJ-C-B-01-10-6		600	365.34
DJ-C-B-01-10-8		800	415.66
DJ-C-B-01-15-2	150	200	294.21
DJ-C-B-01-15-3		300	323.86
DJ-C-B-01-15-4		400	434.92
DJ-C-B-01-15-5		500	478.98
DJ-C-B-01-15-6		600	524.31
DJ-C-B-01-15-8		800	674.98
DJ-C-B-01-20-2	200	200	367.68
DJ-C-B-01-20-3		300	405.12
DJ-C-B-01-20-4		400	595.20
DJ-C-B-01-20-5		500	643.68
DJ-C-B-01-20-6		600	699.22
DJ-C-B-01-20-8		800	776.11

说明: 高度 h=60, 100 为单排连接孔, 高 h=150 为双排连接孔。

Description: h=60, single-row connection holes; h=150, double-row connection holes


大跨距桥架

### 电缆桥架型号表示方法 Model expressing method of cable bridge frame Form Classification Standard

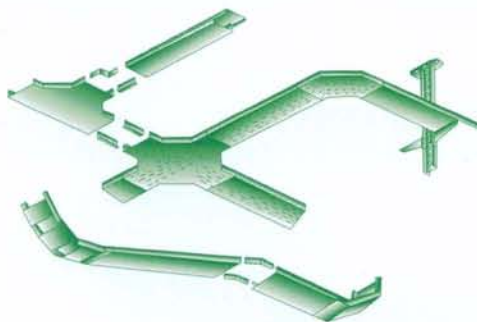


### 电缆桥架空间布置示意图 Cable bridgeframe space arrangement

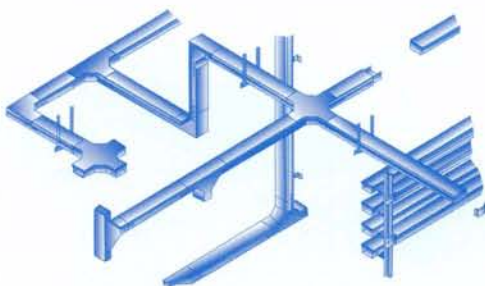
梯级式电缆桥架空间布置示意图  
Spacial schematic map for ladder type cable support



托盘式桥架空间布置示意图  
Spacial schematic map for tray type cable support



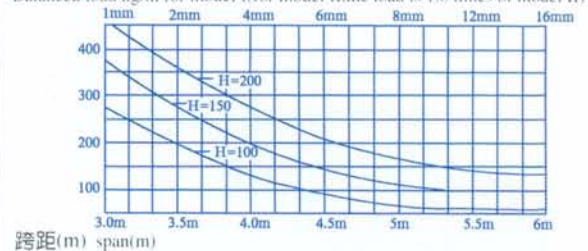
槽式桥架空间布置示意图  
Spacial schematic map for chapnel type cable support



### 电缆桥架载荷曲线 Load curve for cable supports

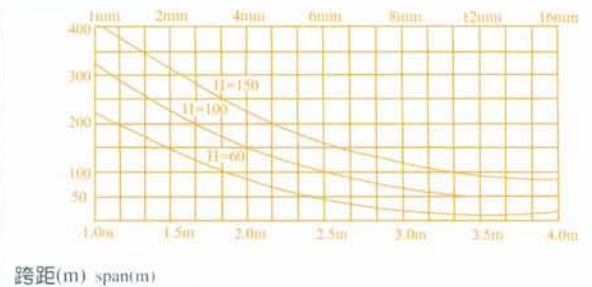
#### DJ-T、P、C 型大跨距电缆桥架载荷曲线

The large-span cable bridgeframe load curve  
I型均布载荷 kg/m(II型均布载荷 kg/m 为 1.8 倍)  
Balanced load kg/m for model I(for model II,the load is 1.8 times of model I)



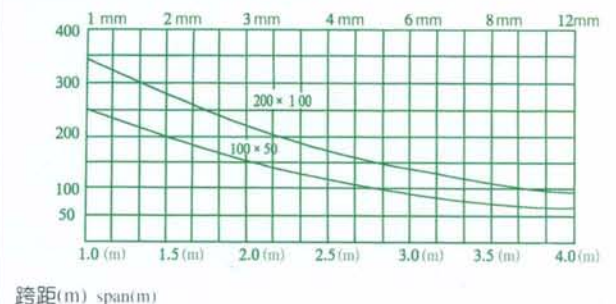
#### XQJ-T、P 型电缆桥架载荷曲线

Load curve for Type XQJ-T, P cable support  
均布载荷 kg/m Distributed load kg/m



#### XQJ-C 型电缆桥架载荷曲线

Load curve for Type XQJ-C cable support  
均布载荷 kg/m Distributed load kg/m



槽式电缆桥架是一种全封闭型电缆桥架。它是适用于敷设计算机、通信电缆、热电偶电缆及其它高灵敏系统的控制电缆等。它对控制电缆的屏蔽干扰和重腐蚀环境中电缆的防护都有较好的效果。

The channel-type cable support system is a fully enclosed cable support system. It is applicable for laying computer cables, communication cables, thermocouple cables and control cables of highly-sensitive systems. It works well in resisting interference of control cable shield and protecting the cables in seriously corrosive environment.

### XQJ-C-1A 槽式直通

XQJ-C-1A Staright-way trough-type

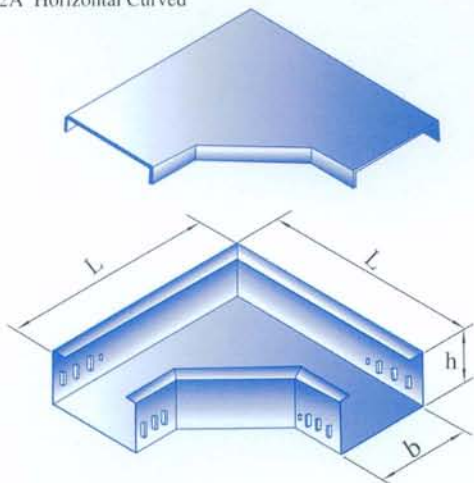


序号 NO.	型号 Model	规格 Size	重量(槽体) kg Weight(Body)
1	C-1A-1	50 × 25	7.95
2	C-1A-2	100 × 50	14.70
3	C-1A-3	150 × 75	20.30
4	C-1A-4	200 × 100	28.32
5	C-1A-5	250 × 150	35.37
6	C-1A-6	300 × 100	36.40
7	C-1A-7	300 × 150	42.03
8	C-1A-8	400 × 100	50.77
9	C-1A-9	400 × 150	54.61
10	C-1A-10	400 × 200	65.53
11	C-1A-11	500 × 100	70.03
12	C-1A-12	500 × 150	73.17
13	C-1A-13	500 × 200	78.42
14	C-1A-14	600 × 100	79.40
15	C-1A-15	600 × 150	100.46
16	C-1A-16	600 × 200	109.36
17	C-1A-17	800 × 100	119.54
18	C-1A-18	800 × 150	125.90
19	C-1A-19	800 × 200	132.26

说明: 高度 h=60,100 为单排连接孔, 高 h=150 为双排连接孔。  
Description: h=60, single-row connection holes; h=150, double-row connection holes

### XQJ-C-2A 水平弯通

XQJ-C-2A Horizontal Curved

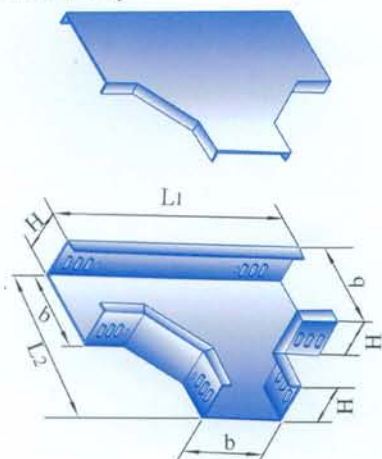


序号 No.	型号 Model	规格 Size	L (mm)	重量(槽体) kg Weight(Body)	
1	C-2A-1	50 × 25	250	3.78	
2	C-2A-2	100 × 50	350	6.85	
3	C-2A-3	150 × 75	400	8.32	
4	C-2A-4	200 × 100	450	11.32	
5	C-2A-5	250 × 150	500	17.40	
6	C-2A-6	300 × 100	650	20.81	
7	C-2A-7	300 × 150		24.37	
8	C-2A-8	400 × 100	800	33.54	
9	C-2A-9	400 × 150		40.86	
10	C-2A-10	400 × 200		44.15	
11	C-2A-11	500 × 100	900	46.78	
12	C-2A-12	500 × 150		48.90	
13	C-2A-13	500 × 200	1000	53.30	
14	C-2A-14	600 × 100		58.60	
15	C-2A-15	600 × 150		65.80	
16	C-2A-16	600 × 200		73.91	
17	C-2A-17	800 × 100		1200	80.23
18	C-2A-18	800 × 150			89.80
19	C-2A-19	800 × 200			100.20

说明: 高度 h=60,100 为单排连接孔, 高 h=150 为双排连接孔。  
Description: h=60, single-row connection holes; h=150, double-row connection holes

### XQJ-C-3A 水平三通

XQJ-C-3A Horizontal 3-Way



序号 No.	型号 Model	规格 Size	L(mm)		重量(槽体) kg Weight(Body)		
			L <sub>1</sub>	L <sub>2</sub>			
1	C-3A-1	50 × 25	450	250	3.98		
2	C-3A-2	100 × 50	600	350	7.96		
3	C-3A-3	150 × 75	650	400	9.34		
4	C-3A-4	200 × 100	700	450	14.26		
5	C-3A-5	250 × 150	750	500	19.44		
6	C-3A-6	300 × 100	1000	650	24.68		
7	C-3A-7	300 × 150			28.07		
8	C-3A-8	400 × 100	1200	800	38.28		
9	C-3A-9	400 × 150			49.53		
10	C-3A-10	400 × 200			54.11		
11	C-3A-11	500 × 100	1300	900	59.24		
12	C-3A-12	500 × 150			62.51		
13	C-3A-13	500 × 200	1400	1000	66.03		
14	C-3A-14	600 × 100			68.13		
15	C-3A-15	600 × 150			72.56		
16	C-3A-16	600 × 200			78.72		
17	C-3A-17	800 × 100			1600	1200	85.68
18	C-3A-18	800 × 150					93.56
19	C-3A-19	800 × 200					107.82

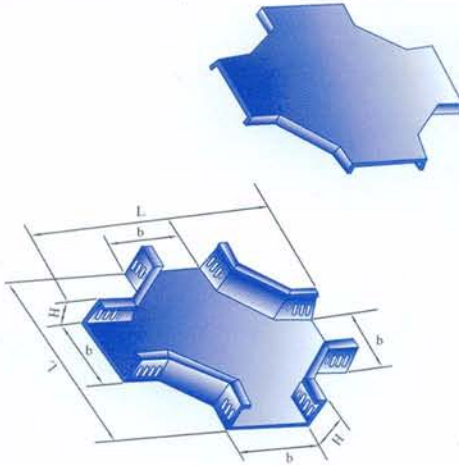
说明: 高度 h=60,100 为单排连接孔, 高 h=150 为双排连接孔。  
Description: h=60, single-row connection holes; h=150, double-row connection holes

# XQJ 槽式电缆桥架

## XQJ Channel-type Support

销售热线: 15087028680

XQJ-C-4A 水平四通  
XQJ-C-4A Horizontal 4-Way

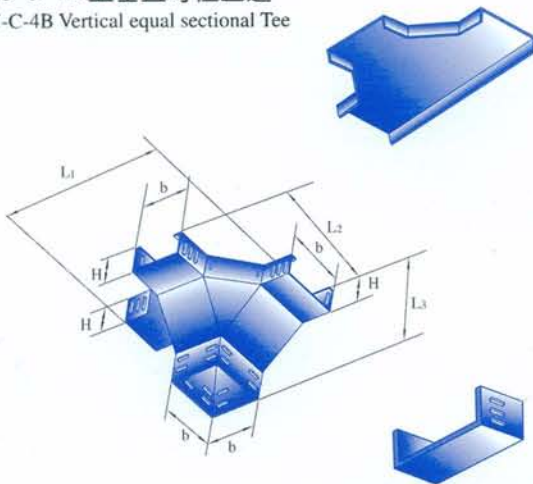


序号 No.	型号 Model	规格 Size	L (mm)	重量(槽体) Weight(Body)
1	C-4A-1	50 × 25	450	4.52
2	C-4A-2	100 × 50	600	8.78
3	C-4A-3	150 × 75	650	10.22
4	C-4A-4	200 × 100	700	17.15
5	C-4A-5	250 × 150	750	24.00
6	C-4A-6	300 × 100	1000	28.76
7	C-4A-7	300 × 150		34.24
8	C-4A-8	400 × 100	1200	46.32
9	C-4A-9	400 × 150		58.54
10	C-4A-10	400 × 200	1300	65.01
11	C-4A-11	500 × 100		68.97
12	C-4A-12	500 × 150		72.79
13	C-4A-13	500 × 200	1400	78.22
14	C-4A-14	600 × 100		80.28
15	C-4A-15	600 × 150	1600	83.96
16	C-4A-16	600 × 200		92.48
17	C-4A-17	800 × 100	1600	100.26
18	C-4A-18	800 × 150		112.09
19	C-4A-19	800 × 200		124.18

说明: 高度 h=60,100 为单排连接孔, 高 h=150 为双排连接孔。  
Description:h=60,single-row connection holes;h=150,double-row connection holes

槽式桥架  
Channel Support

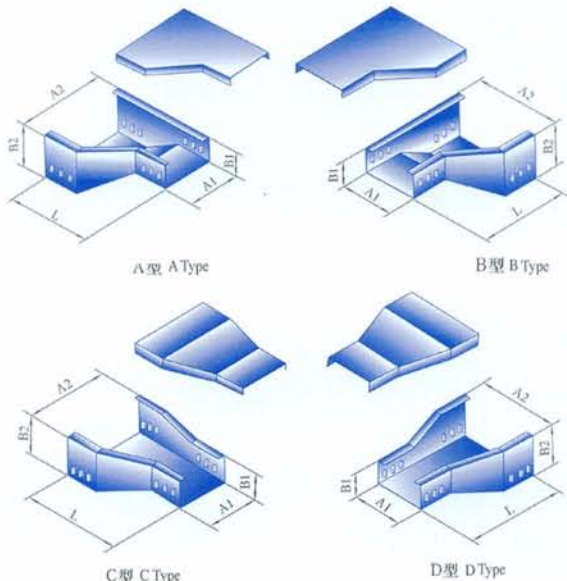
XQJ-C-4B 上垂直等径四通  
XQJ-C-4B Vertical equal sectional Tee



序号 No.	型号 Model	规格 Size	L(mm)			重量(槽体) Weight(Body)
			L1	L2	L3	
1	C-4B-1	50 × 25	450	250	225	3.48
2	C-4B-2	100 × 50	600	350	300	7.89
3	C-4B-3	150 × 75	650	400	325	11.38
4	C-4B-4	200 × 100	700	450	350	17.95
5	C-4B-5	250 × 150	750	500	375	22.49
6	C-4B-6	300 × 100	900	600	400	24.21
7	C-4B-7	300 × 150	1000	650	500	36.31
8	C-4B-8	400 × 100	1000	750	450	39.87
9	C-4B-9	400 × 150	1100	750	500	50.09
10	C-4B-10	400 × 200	1200	800	600	66.79
11	C-4B-11	500 × 100	1100	800	400	72.52
12	C-4B-12	500 × 150	1200	850	500	80.23
13	C-4B-13	500 × 200	1300	900	600	86.15
14	C-4B-14	600 × 100	1200	900	400	88.28
15	C-4B-15	600 × 150	1300	950	500	90.36
16	C-4B-16	600 × 200	1400	1000	600	96.90
17	C-4B-17	800 × 100	1400	1100	400	100.26
18	C-4B-18	800 × 150	1500	1150	500	115.84
19	C-4B-19	800 × 200	1600	1200	600	126.17

说明: 高度 h=60,100 为单排连接孔, 高 h=150 为双排连接孔。  
Description:h=60,single-row connection holes;h=150,double-row connection holes

XQJ-C-06A、B、C、D 型异径接头  
XQJ-C-06A、B、C、D model Reducer

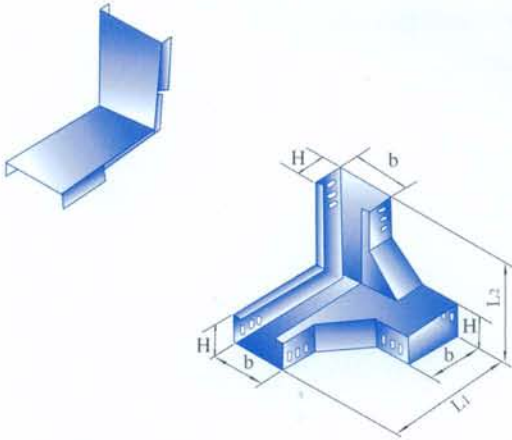


型号 Model	序号 No.	规格 Size A1 × B1-A2 × B2	重量 kg		序号 No.	规格 Size A1 × B1-A2 × B2	重量 kg	
			槽体 Body	护盖 Cover			槽体 Body	护盖 Cover
C-5A	1	50 × 25-100 × 50	1.16	0.52	24	150 × 75-800 × 200	35.55	18.95
	2	50 × 25-150 × 75	1.83	0.68	25	200 × 100-250 × 125	4.20	1.38
	3	50 × 25-200 × 100	3.26	1.32	26	200 × 100-300 × 150	7.42	2.35
	4	50 × 25-250 × 125	4.08	1.63	27	200 × 100-400 × 200	14.27	5.69
	5	50 × 25-300 × 150	7.85	2.41	28	200 × 100-500 × 200	18.73	6.87
	6	50 × 25-400 × 200	14.76	5.58	29	200 × 100-600 × 200	23.70	12.30
	7	50 × 25-500 × 200	19.00	7.69	30	200 × 100-800 × 200	35.15	15.60
	8	50 × 25-600 × 200	24.01	10.58	31	250 × 125-300 × 150	6.85	2.30
	9	50 × 25-800 × 200	36.68	15.61	32	250 × 125-400 × 200	13.58	3.85
C-5B	10	100 × 50-150 × 75	2.03	0.89	33	250 × 125-500 × 200	18.14	5.96
	11	100 × 50-200 × 100	3.50	1.21	34	250 × 125-600 × 200	23.44	15.18
C-5C	12	100 × 50-250 × 125	4.34	2.12	35	250 × 125-800 × 200	34.94	16.82
	13	100 × 50-300 × 150	8.05	3.13	36	300 × 150-400 × 200	15.20	5.64
C-5D	14	100 × 50-400 × 200	15.08	10.18	37	300 × 150-500 × 200	19.87	7.81
	15	100 × 50-500 × 200	19.39	12.13	38	300 × 150-600 × 200	25.00	10.89
	16	100 × 50-600 × 200	24.21	13.80	39	300 × 150-800 × 200	35.49	12.93
	17	100 × 50-800 × 200	35.38	15.69	40	400 × 200-500 × 200	39.03	16.61
	18	150 × 75-200 × 100	3.28	0.88	41	400 × 200-600 × 200	50.58	25.13
	19	150 × 75-250 × 125	4.47	1.68	42	400 × 200-800 × 200	65.22	26.81
	20	150 × 75-300 × 150	7.85	2.38	43	500 × 200-600 × 200	44.31	22.38
	21	150 × 75-400 × 200	14.83	7.80	44	500 × 200-800 × 200	70.53	30.88
	22	150 × 75-500 × 200	19.26	8.89	45	600 × 200-800 × 200	63.00	28.80
	23	150 × 75-600 × 250	24.12	11.36				

说明: 高度 h=60,100 为单排连接孔, 高 h=150 为双排连接孔。  
Description:h=60,single-row connection holes;h=150,double-row connection holes

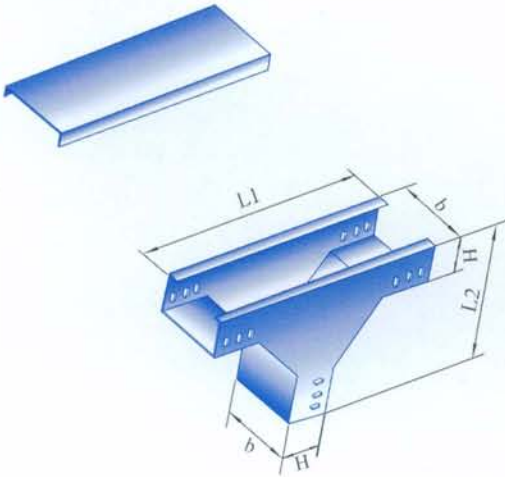
### XQJ-C-3G 下垂直等径三通

XQJ-C-3G Downward corner vertical equal sectional Tee



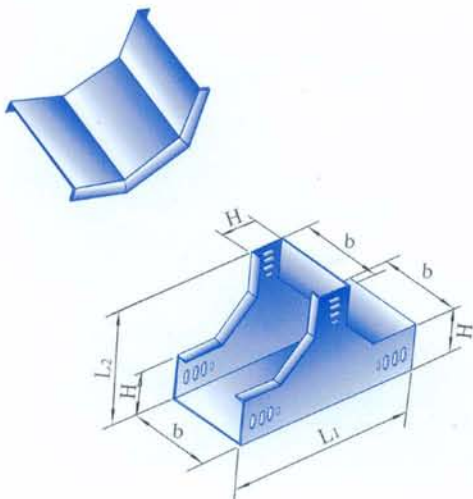
### XQJ-C-3B 上垂直等径三通

XQJ-C-3B Vertical equal sectional Tee



### XQJ-C-3C 下垂直等径三通

XQJ-C-3C Downward vertical equal sectional Tee



序号 No.	型号 Model	规格 Size	L(mm)		重量(槽体) Weight(Body)
			L <sub>1</sub>	L <sub>2</sub>	
1	C-3G-1	50 × 25	250	225	2.95
2	C-3G-2	100 × 50	350	300	6.51
3	C-3G-3	150 × 75	400	325	9.06
4	C-3G-4	200 × 100	450	350	14.44
5	C-3G-5	250 × 150	500	375	18.15
6	C-3G-6	300 × 100	600	400	21.95
7	C-3G-7	300 × 150	650	500	28.91
8	C-3G-8	400 × 100	700	400	36.79
9	C-3G-9	400 × 150	750	500	45.63
10	C-3G-10	400 × 200	800	600	55.69
11	C-3G-11	500 × 100	800	400	58.45
12	C-3G-12	500 × 150	850	500	60.82
13	C-3G-13	500 × 200	900	600	66.42
14	C-3G-14	600 × 100	900	400	68.95
15	C-3G-15	600 × 150	950	500	70.83
16	C-3G-16	600 × 200	1000	600	75.52
17	C-3G-17	800 × 100	1000	400	88.21
18	C-3G-18	800 × 150	1150	500	90.87
19	C-3G-19	800 × 200	1200	600	105.91

说明: 高度 h=60.100 为单排连接孔, 高 h=150 为双排连接孔。  
Description: h=60, single-row connection holes; h=150, double-row connection holes

序号 No.	型号 Model	规格 Size	L(mm)		重量(槽体) Weight(Body)
			L <sub>1</sub>	L <sub>2</sub>	
1	C-3B-1	50 × 25	425	225	2.82
2	C-3B-2	100 × 50	550	300	5.23
3	C-3B-3	150 × 75	575	325	8.34
4	C-3B-4	200 × 100	600	350	12.58
5	C-3B-5	250 × 150	625	375	15.37
6	C-3B-6	300 × 100	700	400	18.68
7	C-3B-7	300 × 150	850	500	25.17
8	C-3B-8	400 × 100	800	450	28.84
9	C-3B-9	400 × 150	850	500	34.16
10	C-3B-10	400 × 200	1000	600	45.54
11	C-3B-11	500 × 100	900	500	48.12
12	C-3B-12	500 × 150	950	550	50.08
13	C-3B-13	500 × 200	1000	600	51.62
14	C-3B-14	600 × 100	900	500	52.86
15	C-3B-15	600 × 150	950	550	55.07
16	C-3B-16	600 × 200	1000	600	57.59
17	C-3B-17	800 × 100	900	500	60.82
18	C-3B-18	800 × 150	950	550	64.68
19	C-3B-19	800 × 200	1000	600	69.67

说明: 高度 h=60.100 为单排连接孔, 高 h=150 为双排连接孔。  
Description: h=60, single-row connection holes; h=150, double-row connection holes

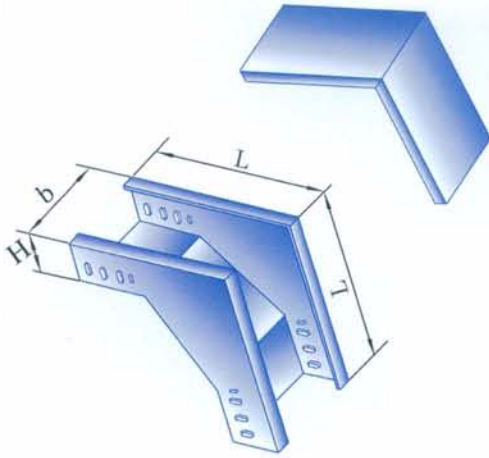
序号 No.	型号 Model	规格 Size	L(mm)		重量(槽体) Weight(Body)
			L <sub>1</sub>	L <sub>2</sub>	
1	C-3C-1	50 × 25	425	225	3.21
2	C-3C-2	100 × 50	550	300	5.73
3	C-3C-3	150 × 75	575	325	8.28
4	C-3C-4	200 × 100	600	350	12.68
5	C-3C-5	250 × 150	625	375	15.39
6	C-3C-6	300 × 100	700	400	19.18
7	C-3C-7	300 × 150	850	500	25.39
8	C-3C-8	400 × 100	800	450	29.24
9	C-3C-9	400 × 150	850	500	35.24
10	C-3C-10	400 × 200	1000	600	46.38
11	C-3C-11	500 × 100	900	500	49.73
12	C-3C-12	500 × 150	950	550	50.81
13	C-3C-13	500 × 200	1000	600	52.99
14	C-3C-14	600 × 100	900	500	54.48
15	C-3C-15	600 × 150	950	550	56.54
16	C-3C-16	600 × 200	1000	600	59.38
17	C-3C-17	800 × 100	900	500	67.82
18	C-3C-18	800 × 150	950	550	69.09
19	C-3C-19	800 × 200	1000	600	72.14

说明: 高度 h=60.100 为单排连接孔, 高 h=150 为双排连接孔。  
Description: h=60, single-row connection holes; h=150, double-row connection holes

槽式桥架  
Channel Support

### XQJ-C-2B 垂直等径上弯通

XQJ-C-2B Vertical equal sectional upward bend



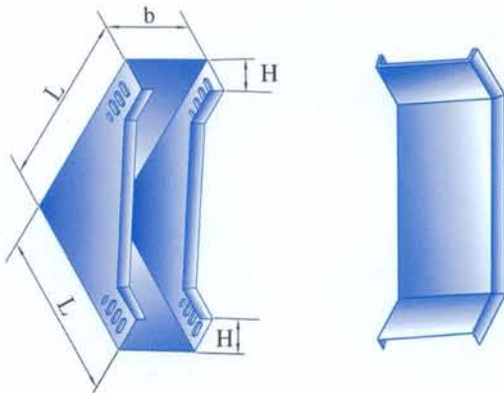
槽式  
桥架  
Channel Support

序号 No.	型号 Model	规格 Size	L (mm)	重量(槽体) Weight(Body)
1	C-2B-1	50 × 25	225	2.87
2	C-2B-2	100 × 50	300	4.33
3	C-2B-3	150 × 75	325	6.18
4	C-2B-4	200 × 100	350	9.54
5	C-2B-5	250 × 150	375	11.83
6	C-2B-6	300 × 100	400	15.68
7	C-2B-7	300 × 150	500	18.54
8	C-2B-8	400 × 100	400	21.98
9	C-2B-9	400 × 150	500	28.34
10	C-2B-10	400 × 200	600	33.35
11	C-2B-11	500 × 100	500	35.68
12	C-2B-12	500 × 150	600	37.26
13	C-2B-13	500 × 200	700	39.35
14	C-2B-14	600 × 100	600	45.68
15	C-2B-15	600 × 150	700	48.16
16	C-2B-16	600 × 200	800	50.49
17	C-2B-17	800 × 100	600	53.62
18	C-2B-18	800 × 150	700	55.68
19	C-2B-19	800 × 200	800	58.53

说明：高度 h=60,100 为单排连接孔，高 h=150 为双排连接孔。  
Description:h=60,single-row connection holes,h=150,double-row connection holes

### XQJ-C-2C 垂直等径下弯通

XQJ-C-2C Vertical equal sectional downward bend

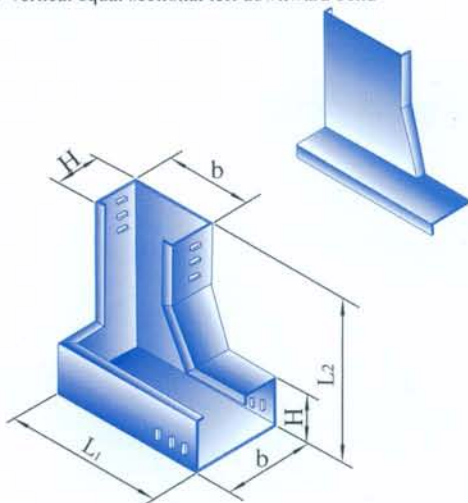


序号 No.	型号 Model	规格 Size	L (mm)	重量(槽体) Weight(Body)
1	C-2C-1	50 × 25	225	3.05
2	C-2C-2	100 × 50	300	4.63
3	C-2C-3	150 × 75	325	6.32
4	C-2C-4	200 × 100	350	9.87
5	C-2C-5	250 × 150	375	12.13
6	C-2C-6	300 × 100	400	16.20
7	C-2C-7	300 × 150	500	22.80
8	C-2C-8	400 × 100	400	22.40
9	C-2C-9	400 × 150	500	31.50
10	C-2C-10	400 × 200	600	43.77
11	C-2C-11	500 × 100	500	44.61
12	C-2C-12	500 × 150	600	45.12
13	C-2C-13	500 × 200	700	47.54
14	C-2C-14	600 × 100	600	49.97
15	C-2C-15	600 × 150	700	52.89
16	C-2C-16	600 × 200	800	55.28
17	C-2C-17	800 × 100	600	57.85
18	C-2C-18	800 × 150	700	60.82
19	C-2C-19	800 × 200	800	68.69

说明：高度 h=60,100 为单排连接孔，高 h=150 为双排连接孔。  
Description:h=60,single-row connection holes,h=150,double-row connection holes

### XQJ-C-2D 垂直等径左下弯通

XQJ-C-2D Vertical equal sectional left downward bend



序号 No.	型号 Model	规格 Size	L(mm)		重量(槽体) Weight(Body)
			L <sub>1</sub>	L <sub>2</sub>	
1	C-2D-1	50 × 25	250	225	2.83
2	C-2D-2	100 × 50	350	300	4.94
3	C-2D-3	150 × 75	400	325	7.02
4	C-2D-4	200 × 100	450	350	10.82
5	C-2D-5	250 × 150	500	375	13.95
6	C-2D-6	300 × 100	600	400	18.68
7	C-2D-7	300 × 150	650	500	20.53
8	C-2D-8	400 × 100	700	400	32.89
9	C-2D-9	400 × 150	750	500	37.20
10	C-2D-10	400 × 200	800	600	41.82
11	C-2D-11	500 × 100	800	400	44.80
12	C-2D-12	500 × 150	850	500	46.20
13	C-2D-13	500 × 200	900	600	49.31
14	C-2D-14	600 × 100	900	400	53.80
15	C-2D-15	600 × 150	950	500	58.20
16	C-2D-16	600 × 200	1000	600	62.36
17	C-2D-17	800 × 100	1100	400	70.20
18	C-2D-18	800 × 150	1150	500	81.50
19	C-2D-19	800 × 200	1200	600	93.41

说明：高度 h=60,100 为单排连接孔，高 h=150 为双排连接孔。  
Description:h=60,single-row connection holes,h=150,double-row connection holes

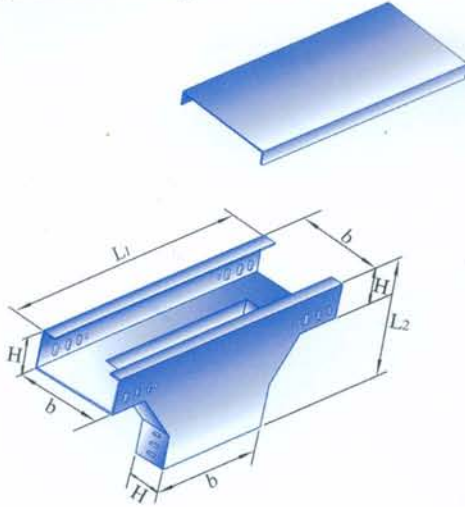
# XQJ 槽式电缆桥架

## XQJ Channel-type Support

销售热线: 15087028680

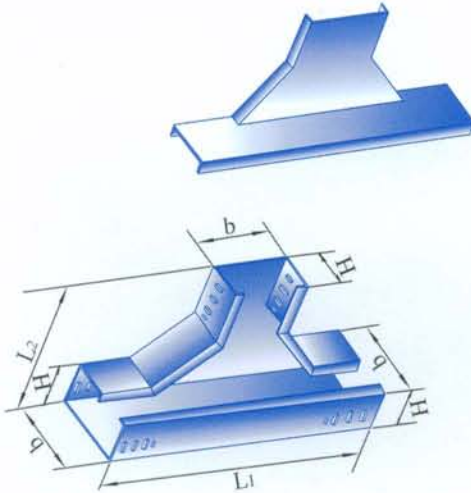
### XQJ-C-3D 上边垂直等径三通

XQJ-C-3D Upward side vertical equal sectional Tee



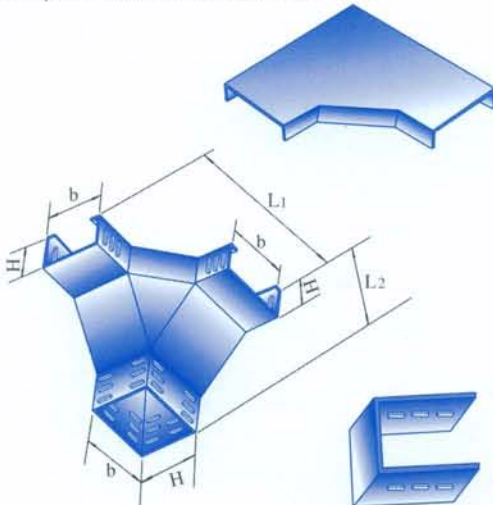
### XQJ-C-3E 下边垂直等径三通

XQJ-C-3E Downward side vertical equal sectional Tee



### XQJ-C-3F 上角垂直等径三通

XQJ-C-3F upward corner vertical equal sectional Tee



序号 No.	型号 Model	规格 Size	L(mm)		重量(槽体) Weight(Body)
			L <sub>1</sub>	L <sub>2</sub>	
1	C-3D-1	50 × 25	425	225	2.83
2	C-3D-2	100 × 50	550	300	6.05
3	C-3D-3	150 × 75	575	325	8.33
4	C-3D-4	200 × 100	600	350	13.34
5	C-3D-5	250 × 150	625	375	16.42
6	C-3D-6	300 × 100	700	400	20.20
7	C-3D-7	300 × 150	850	500	25.74
8	C-3D-8	400 × 100	800	450	33.80
9	C-3D-9	400 × 150	850	500	42.50
10	C-3D-10	400 × 200	1000	600	49.08
11	C-3D-11	500 × 100	900	500	52.30
12	C-3D-12	500 × 150	950	550	54.80
13	C-3D-13	500 × 200	1000	600	56.90
14	C-3D-14	600 × 100	900	500	60.10
15	C-3D-15	600 × 150	950	550	63.40
16	C-3D-16	600 × 200	1000	600	65.37
17	C-3D-17	800 × 100	900	500	69.50
18	C-3D-18	800 × 150	950	550	72.20
19	C-3D-19	800 × 200	1000	600	85.72

说明: 高度 h=60,100 为单排连接孔, 高 h=150 为双排连接孔。  
Description: h=60, single-row connection holes; h=150, double-row connection holes

序号 No.	型号 Model	规格 Size	L(mm)		重量(槽体) Weight(Body)
			L <sub>1</sub>	L <sub>2</sub>	
1	C-3E-1	50 × 25	425	225	3.29
2	C-3E-2	100 × 50	550	300	6.14
3	C-3E-3	150 × 75	575	325	8.91
4	C-3E-4	200 × 100	600	350	13.92
5	C-3E-5	250 × 150	625	375	17.71
6	C-3E-6	300 × 100	700	400	22.30
7	C-3E-7	300 × 150	850	500	28.38
8	C-3E-8	400 × 100	800	450	35.20
9	C-3E-9	400 × 150	850	500	42.50
10	C-3E-10	400 × 200	1000	600	61.33
11	C-3E-11	500 × 100	900	500	63.40
12	C-3E-12	500 × 150	950	550	64.50
13	C-3E-13	500 × 200	1000	600	65.21
14	C-3E-14	600 × 100	900	500	70.80
15	C-3E-15	600 × 150	950	550	73.40
16	C-3E-16	600 × 200	1000	600	76.41
17	C-3E-17	800 × 100	900	500	85.30
18	C-3E-18	800 × 150	950	550	92.20
19	C-3E-19	800 × 200	1000	600	100.87

说明: 高度 h=60,100 为单排连接孔, 高 h=150 为双排连接孔。  
Description: h=60, single-row connection holes; h=150, double-row connection holes

序号 No.	型号 Model	规格 Size	L(mm)		重量(槽体) Weight(Body)
			L <sub>1</sub>	L <sub>2</sub>	
1	C-3F-1	50 × 25	250	225	3.07
2	C-3F-2	100 × 50	350	300	6.36
3	C-3F-3	150 × 75	400	325	9.92
4	C-3F-4	200 × 100	450	350	14.78
5	C-3F-5	250 × 150	500	375	19.34
6	C-3F-6	300 × 100	600	400	28.65
7	C-3F-7	300 × 150	650	500	33.09
8	C-3F-8	400 × 100	700	400	45.23
9	C-3F-9	400 × 150	750	500	50.18
10	C-3F-10	400 × 200	800	600	59.42
11	C-3F-11	500 × 100	800	400	61.59
12	C-3F-12	500 × 150	850	500	68.15
13	C-3F-13	500 × 200	900	600	72.58
14	C-3F-14	600 × 100	900	400	76.87
15	C-3F-15	600 × 150	950	500	82.36
16	C-3F-16	600 × 200	1000	600	89.05
17	C-3F-17	800 × 100	1100	400	100.18
18	C-3F-18	800 × 150	1150	500	110.25
19	C-3F-19	800 × 200	1200	600	124.45

说明: 高度 h=60,100 为单排连接孔, 高 h=150 为双排连接孔。  
Description: h=60, single-row connection holes; h=150, double-row connection holes

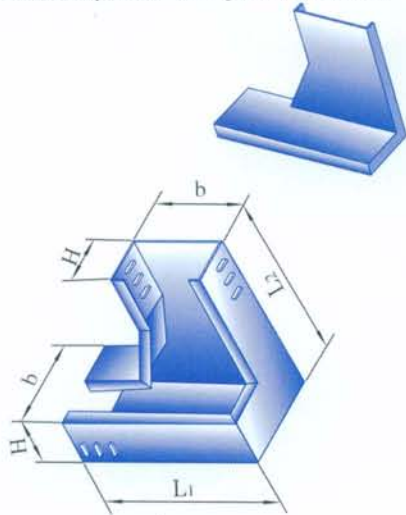
槽式  
桥架  
Channel  
Support

# XQJ 槽式电缆桥架

## XQJ Channel-type Support

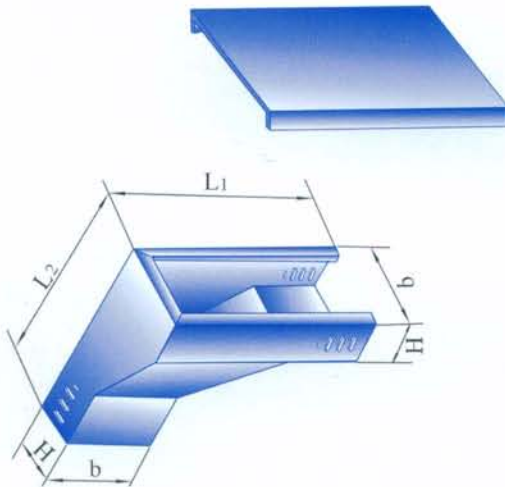
销售热线：15087028680

XQJ-C-2E 垂直等径右下弯通  
XQJ-C-2E Vertical equal sectional right downward bend

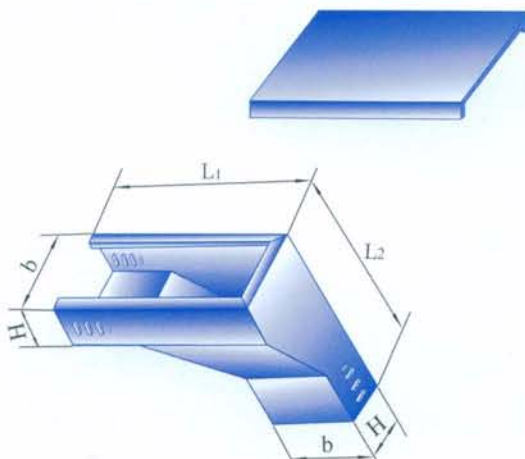


槽式  
桥架  
Channel  
Support

XQJ-C-2F 垂直等径左上弯通  
XQJ-C-2F Vertical equal sectional left upward bend



XQJ-C-2G 垂直等径右上弯通  
XQJ-C-2G Vertical equal sectional right upward bend



序号 No.	型号 Model	规格 Size	L(mm)		重量(槽体) Weight(Body)
			L <sub>1</sub>	L <sub>2</sub>	
1	C-2E-1	50 × 25	250	225	2.83
2	C-2E-2	100 × 50	350	300	4.94
3	C-2E-3	150 × 75	400	325	7.02
4	C-2E-4	200 × 100	450	350	11.08
5	C-2E-5	250 × 150	500	375	14.99
6	C-2E-6	300 × 100	600	400	20.68
7	C-2E-7	300 × 150	650	500	23.82
8	C-2E-8	400 × 100	700	400	32.89
9	C-2E-9	400 × 150	750	500	40.56
10	C-2E-10	400 × 200	800	600	46.37
11	C-2E-11	500 × 100	800	400	47.88
12	C-2E-12	500 × 150	850	500	50.12
13	C-2E-13	500 × 200	900	600	56.64
14	C-2E-14	600 × 100	900	400	58.24
15	C-2E-15	600 × 150	950	500	60.13
16	C-2E-16	600 × 200	1000	600	69.58
17	C-2E-17	800 × 100	1100	400	75.45
18	C-2E-18	800 × 150	1150	500	86.89
19	C-2E-19	800 × 200	1200	600	94.69

说明：高度 h=60,100 为单排连接孔，高 h=150 为双排连接孔。  
Description:h=60,single-row connection holes:h=150,double-row connection holes

序号 No.	型号 Model	规格 Size	L(mm)		重量(槽体) Weight(Body)
			L <sub>1</sub>	L <sub>2</sub>	
1	C-2F-1	50 × 25	250	225	2.86
2	C-2F-2	100 × 50	350	300	4.99
3	C-2F-3	150 × 75	400	325	7.06
4	C-2F-4	200 × 100	450	350	10.82
5	C-2F-5	250 × 150	500	375	13.95
6	C-2F-6	300 × 100	550	350	18.68
7	C-2F-7	300 × 150	650	500	20.53
8	C-2F-8	400 × 100	750	450	32.50
9	C-2F-9	400 × 150	750	500	37.20
10	C-2F-10	400 × 200	800	600	41.82
11	C-2F-11	500 × 100	900	600	44.80
12	C-2F-12	500 × 150	900	650	46.20
13	C-2F-13	500 × 200	900	700	49.31
14	C-2F-14	600 × 100	1000	700	53.80
15	C-2F-15	600 × 150	1000	750	58.20
16	C-2F-16	600 × 200	1000	800	62.36
17	C-2F-17	800 × 100	1200	900	70.20
18	C-2F-18	800 × 150	1200	950	81.50
19	C-2F-19	800 × 200	1200	1000	93.41

说明：高度 h=60,100 为单排连接孔，高 h=150 为双排连接孔。  
Description:h=60,single-row connection holes:h=150,double-row connection holes

序号 No.	型号 Model	规格 Size	L(mm)		重量(槽体) Weight(Body)
			L <sub>1</sub>	L <sub>2</sub>	
1	C-2G-1	50 × 25	250	225	2.86
2	C-2G-2	100 × 50	350	300	4.99
3	C-2G-3	150 × 75	400	325	7.06
4	C-2G-4	200 × 100	450	350	10.82
5	C-2G-5	250 × 150	500	375	13.95
6	C-2G-6	300 × 100	550	350	18.68
7	C-2G-7	300 × 150	650	500	20.53
8	C-2G-8	400 × 100	750	450	32.50
9	C-2G-9	400 × 150	750	500	37.20
10	C-2G-10	400 × 200	800	600	41.82
11	C-2G-11	500 × 100	900	600	44.80
12	C-2G-12	500 × 150	900	650	46.20
13	C-2G-13	500 × 200	900	700	49.31
14	C-2G-14	600 × 100	1000	700	53.80
15	C-2G-15	600 × 150	1000	750	58.20
16	C-2G-16	600 × 200	1000	800	62.36
17	C-2G-17	800 × 100	1200	900	70.20
18	C-2G-18	800 × 150	1200	950	81.50
19	C-2G-19	800 × 200	1200	1000	93.41

说明：高度 h=60,100 为单排连接孔，高 h=150 为双排连接孔。  
Description:h=60,single-row connection holes:h=150,double-row connection holes

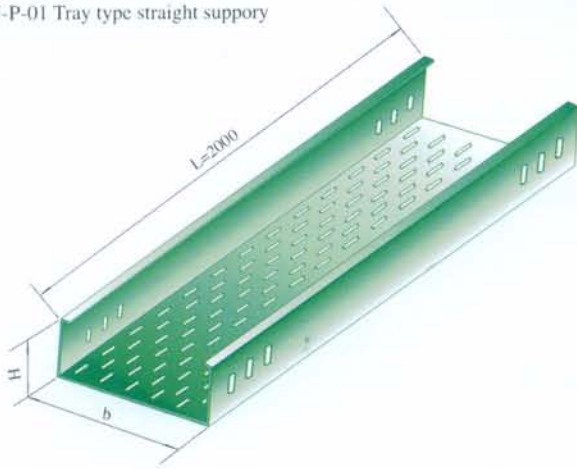


托盘式桥架是石油、化工、电力、电视电讯等方面最广泛应用的理想敷设装置。它具有重量轻、载荷大、造型美观、结构简单、安装方便、散热透气性好等优点。既适用于动力电缆的安装，也适用于控制电缆的敷设。

Tray-type cable support systems are ideal cable laying devices most broadly applied in petroleum industry, chemical industry, power and light industries, television and telecommunication. It is featured by such advantages as small weight, great loading capacity, good-looking shape, simple structure, convenient erection, quick heat dissipation and fine permeability.

### XQJ-P-01 托盘式直通

XQJ-P-01 Tray type straight support

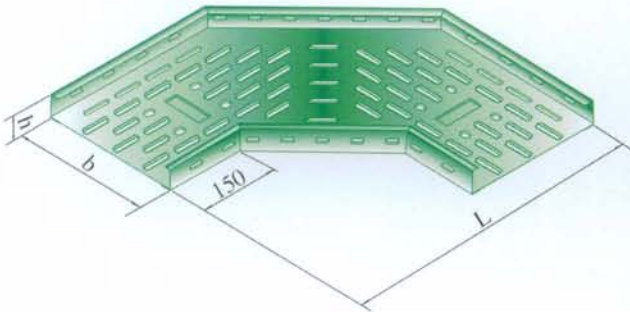


型号 Model	b (mm)	H (mm)	重量 kg Weight
P-01-6-2	200	60	17.65
P-01-10-2		100	24.85
P-01-15-2		150	29.82
P-01-20-2	300	200	35.78
P-01-6-3		60	26.04
P-01-10-3		100	29.19
P-01-15-3	400	150	35.14
P-01-20-3		200	40.99
P-01-6-4		60	39.64
P-01-10-4	500	100	44.94
P-01-15-4		150	51.52
P-01-20-4		200	58.88
P-01-6-5	600	60	46.35
P-01-10-5		100	51.53
P-01-15-5		150	58.52
P-01-20-5	800	200	65.39
P-01-6-6		60	57.12
P-01-10-6		100	62.29
P-01-15-6	800	150	68.85
P-01-20-6		200	76.99
P-01-6-8		60	70.95
P-01-10-8	800	100	77.12
P-01-15-8		150	84.83
P-01-20-8		200	92.54

说明：高度 h=60,100 为单排连接孔，高 h=150 为双排连接孔。  
Description: h=60, single-row connection holes; h=150, double-row connection holes

### XQJ-P-02 水平弯通

XQJ-P-02 Tray type horizontal bend

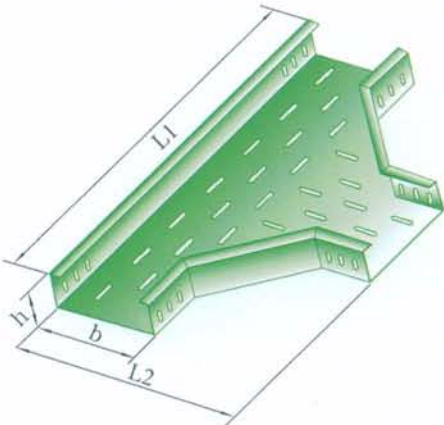


型号 Model	b (mm)	h (mm)	L (mm)	重量 kg Weight
P-02-6-2	200	60	550	6.83
P-02-10-2		100		8.03
P-02-15-2		150		12.60
P-02-20-2	300	200	650	15.12
P-02-6-3		60		9.50
P-02-10-3		100		10.99
P-02-15-3	400	150	750	17.48
P-02-20-3		200		19.98
P-02-6-4		60		19.23
P-02-10-4	500	100	850	21.80
P-02-15-4		150		29.62
P-02-20-4		200		33.85
P-02-6-5	600	60	950	25.22
P-02-10-5		100		28.19
P-02-15-5		150		36.94
P-02-20-5	800	200	1150	41.56
P-02-6-6		60		31.87
P-02-10-6		100		35.07
P-02-15-6	800	150	1150	44.59
P-02-20-6		200		49.54
P-02-6-8		60		41.87
P-02-10-8	800	100	1150	46.80
P-02-15-8		150		63.22
P-02-20-8		200		68.97

说明：高度 h=60,100 为单排连接孔，高 h=150 为双排连接孔。  
Description: h=60, single-row connection holes; h=150, double-row connection holes

### XQJ-P-03 水平三通

XQJ-P-03 Tray type horizontal Tee

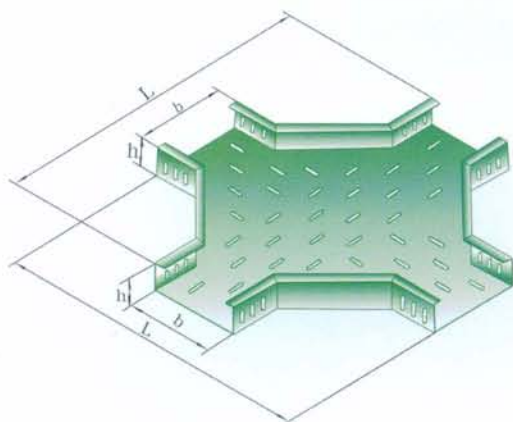


型号 Model	b (mm)	h (mm)	L1 (mm)	L2 (mm)	重量 kg Weight
P-03-6-2	200	60	900	550	10.02
P-03-10-2		100			14.10
P-03-15-2		150			21.24
P-03-20-2	300	200	1000	650	25.49
P-03-6-3		60			16.40
P-03-10-3		100			18.36
P-03-15-3	400	150	1100	750	26.39
P-03-20-3		200			30.79
P-03-6-4		60			26.34
P-03-10-4	500	100	1200	850	29.21
P-03-15-4		150			41.75
P-03-20-4		200			47.71
P-03-6-5	600	60	1300	950	33.18
P-03-10-5		100			36.32
P-03-15-5		150			48.46
P-03-20-5	800	200	1500	1150	54.52
P-03-6-6		60			40.47
P-03-10-6		100			43.77
P-03-15-6	800	150	1500	1150	59.40
P-03-20-6		200			66.00
P-03-6-8		60			57.57
P-03-10-8	800	100	1500	1150	60.86
P-03-15-8		150			70.29
P-03-20-8		200			76.68

说明：高度 h=60,100 为单排连接孔，高 h=150 为双排连接孔。  
Description: h=60, single-row connection holes; h=150, double-row connection holes

### XQJ-P-04 水平四通

XQJ-P-04 Tray type horizontal Cross



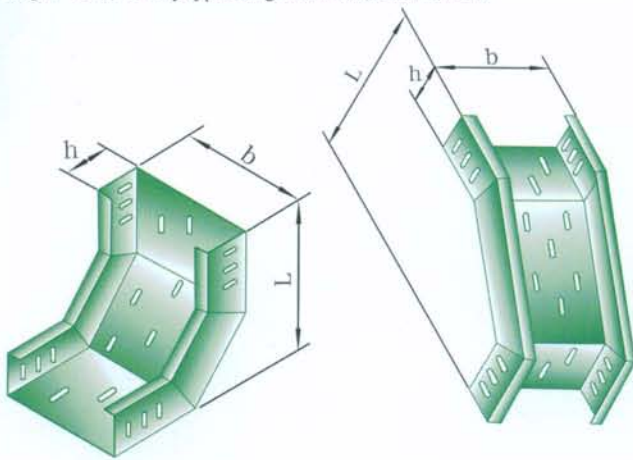
型号 Model	b (mm)	h (mm)	L (mm)	重量 kg Weight
P-04-6-2	200	60	900	12.86
P-04-10-2		100		17.55
P-04-15-2		150		27.22
P-04-20-2		200		32.66
P-04-6-3	300	60	1000	20.24
P-04-10-3		100		22.35
P-04-15-3		150		32.51
P-04-20-3		200		37.93
P-04-6-4	400	60	1100	30.02
P-04-10-4		100		34.41
P-04-15-4		150		50.46
P-04-20-4		200		57.67
P-04-6-5	500	60	1200	39.17
P-04-10-5		100		42.47
P-04-15-5		150		59.31
P-04-20-5		200		66.72
P-04-6-6	600	60	1300	47.21
P-04-10-6		100		50.30
P-04-15-6		150		69.03
P-04-20-6		200		76.70
P-04-6-8	800	60	1500	65.95
P-04-10-8		100		68.58
P-04-15-8		150		89.91
P-04-20-8		200		98.08

说明: 高度 h=60,100 为单排连接孔, 高 h=150 为双排连接孔。  
Description: h=60, single-row connection holes; h=150, double-row connection holes

托盘式桥架

### XQJ-P-05A/B 垂直凸弯通

XQJ-P-05A, B Tray type straight convex (concave) bend

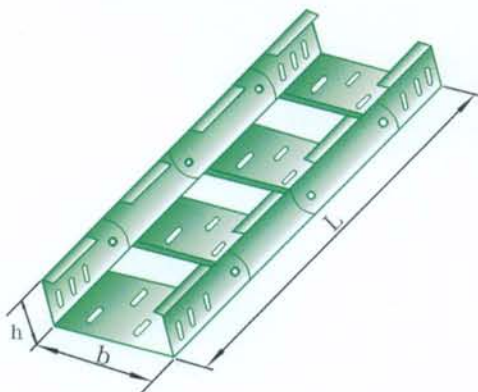


型号 Model	b (mm)	h (mm)	L (mm)	重量 kg Weight
P-05A, B-6-2	200	60	410	6.19
P-05A, B-10-2		100	450	8.39
P-05A, B-15-2		150	500	14.35
P-05A, B-20-2		200	550	17.22
P-05A, B-6-3	300	60	410	8.26
P-05A, B-10-3		100	450	40.18
P-05A, B-15-3		150	500	16.20
P-05A, B-20-3		200	550	18.90
P-05A, B-6-4	400	60	410	12.90
P-05A, B-10-4		100	450	15.30
P-05A, B-15-4		150	500	23.00
P-05A, B-20-4		200	550	26.28
P-05A, B-6-5	500	60	410	14.88
P-05A, B-10-5		100	450	17.60
P-05A, B-15-5		150	500	26.35
P-05A, B-20-5		200	550	29.64
P-05A, B-6-6	600	60	410	27.12
P-05A, B-10-6		100	450	29.68
P-05A, B-15-6		150	500	41.12
P-05A, B-20-6		200	550	45.69
P-05A, B-6-8	800	60	410	34.63
P-05A, B-10-8		100	450	37.59
P-05A, B-15-8		150	500	51.52
P-05A, B-20-8		200	550	56.20

说明: 高度 h=60,100 为单排连接孔, 高 h=150 为双排连接孔。  
Description: h=60, single-row connection holes; h=150, double-row connection holes

### XQJ-P-05C 垂直转动弯通

XQJ-P-05C Tray type straight rotatable bend



型号 Model	b (mm)	h (mm)	L (mm)	重量 kg Weight
P-05C-6-2	200	60	780	7.07
P-05C-10-2		100	900	9.89
P-05C-15-2		150	1050	16.38
P-05C-20-2		200	1150	20.20
P-05C-6-3	300	60	780	8.25
P-05C-10-3		100	900	11.51
P-05C-15-3		150	1050	19.25
P-05C-20-3		200	1150	22.46
P-05C-6-4	400	60	780	17.52
P-05C-10-4		100	900	19.71
P-05C-15-4		150	1050	32.22
P-05C-20-4		200	1150	36.82
P-05C-6-5	500	60	780	19.92
P-05C-10-5		100	900	22.19
P-05C-15-5		150	1050	35.58
P-05C-20-5		200	1150	40.03
P-05C-6-6	600	60	780	22.19
P-05C-10-6		100	900	24.56
P-05C-15-6		150	1050	37.85
P-05C-20-6		200	1150	42.06
P-05C-6-8	800	60	780	26.84
P-05C-10-8		100	900	29.61
P-05C-15-8		150	1050	45.65
P-05C-20-8		200	1150	49.80


说明: 高度 h=60,100 为单排连接孔, 高 h=150 为双排连接孔。  
Description: h=60, single-row connection holes; h=150, double-row connection holes

梯级式桥架是根据国外有关技术及我厂产品的特点改进而成，它具有重量轻、成本低、造型别致、通风散热性能好等特点。它适用于一般直径较大的电缆敷设，特别适用于高、低压动力电缆的敷设。

Ladder-type cable support systems are products manufactured at this factory by referring to relevant technical data of other countries and maintaining the characteristics of the original products of this factory. It features small weight, low cost, unique shaping, fine permeability and quick heat dissipation. It is applicable for laying of big-diameter cables, especially high-voltage, low-voltage and power cables.

### XQJ-T-01 梯级直通

XQJ-T-01 Ladder-type straight Cable support

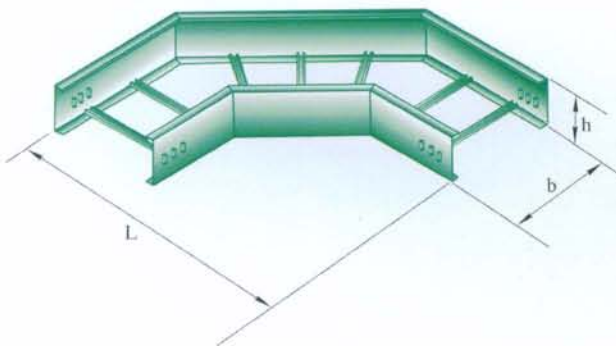


序号 No.	型号 Model	b (mm)	h (mm)	重量 kg Weight
1	T-01-6-2	200	60	11.40
2	T-01-10-2		100	17.41
3	T-01-15-2		150	25.91
4	T-01-6-3	300	60	12.55
5	T-01-10-3		100	18.59
6	T-01-15-3		150	27.00
7	T-01-6-4	400	60	18.70
8	T-01-10-4		100	22.70
9	T-01-15-4		150	28.22
10	T-01-20-4	200	37.63	
11	T-01-6-5	500	60	20.88
12	T-01-10-5		100	23.88
13	T-01-15-5		150	29.38
14	T-01-20-5	200	39.17	
15	T-01-6-6	600	60	22.03
16	T-01-10-6		100	25.03
17	T-01-15-6		150	30.53
18	T-01-20-6	200	40.71	
19	T-01-6-8	800	60	25.34
20	T-01-10-8		100	27.34
21	T-01-15-8		150	32.84
22	T-01-20-8	200	43.79	

说明：高度 h=60,100 为单排连接孔，高 h=150 为双排连接孔。  
Description: h=60, single-row connection holes; h=150, double-row connection holes

### XQJ-T-02 水平弯通

XQJ-T-02 Ladder-type horizontal bend

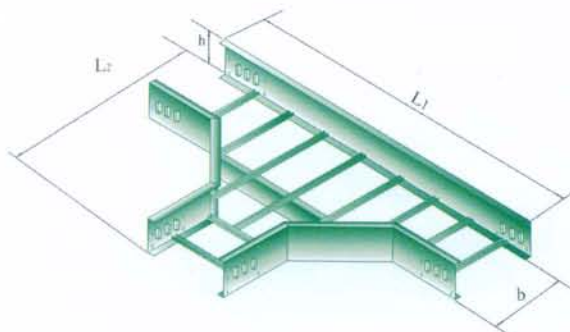


序号 No.	型号 Model	b (mm)	h (mm)	L (mm)	重量 kg Weight
1	T-02-6-2	200	60	500	5.89
2	T-02-10-2		100		6.96
3	T-02-15-2		150		12.50
4	T-02-6-3	300	60	600	7.46
5	T-02-10-3		100		8.66
6	T-02-15-3		150		14.95
7	T-02-6-4	400	60	700	7.97
8	T-02-10-4		100		9.85
9	T-02-15-4		150		16.72
10	T-02-20-4	200	800	22.30	
11	T-02-6-5	60		10.53	
12	T-02-10-5	100		12.61	
13	T-02-15-5	500	150	900	19.40
14	T-02-20-5		200		25.87
15	T-02-6-6		60		12.20
16	T-02-10-6	600	100	1000	14.60
17	T-02-15-6		150		21.40
18	T-02-20-6		200		28.53
19	T-02-6-8	800	60	1100	13.59
20	T-02-10-8		100		16.25
21	T-02-15-8		150		25.40
22	T-02-20-8	200	1200	33.87	

说明：高度 h=60,100 为单排连接孔，高 h=150 为双排连接孔。  
Description: h=60, single-row connection holes; h=150, double-row connection holes

### XQJ-T-03 水平三通

XQJ-T-03 Ladder-type horizontal Tee



序号 No.	型号 Model	规格 Size	h (mm)	L1 (mm)	L2 (mm)	重量 kg Weight
1	T-03-6-2	200	60	800	500	8.08
2	T-03-10-2		100			10.66
3	T-03-15-2		150			19.08
4	T-03-6-3	300	60	1000	600	10.02
5	T-03-10-3		100			12.35
6	T-03-15-3		150			21.20
7	T-03-6-4	400	60	1100	700	12.80
8	T-03-10-4		100			14.56
9	T-03-15-4		150			24.04
10	T-03-20-4	200	1200	800	32.05	
11	T-03-6-5	60			13.78	
12	T-03-10-5	100			16.32	
13	T-03-15-5	500	150	1300	900	26.07
14	T-03-20-5		200			34.76
15	T-03-6-6		60			15.40
16	T-03-10-6	600	100	1200	1000	18.02
17	T-03-15-6		150			28.20
18	T-03-20-6		200			37.60
19	T-03-6-8	800	60	1400	1100	18.72
20	T-03-10-8		100			21.58
21	T-03-15-8		150			30.81
22	T-03-20-8	200	1600	1200	40.08	

说明：高度 h=60,100 为单排连接孔，高 h=150 为双排连接孔。  
Description: h=60, single-row connection holes; h=150, double-row connection holes

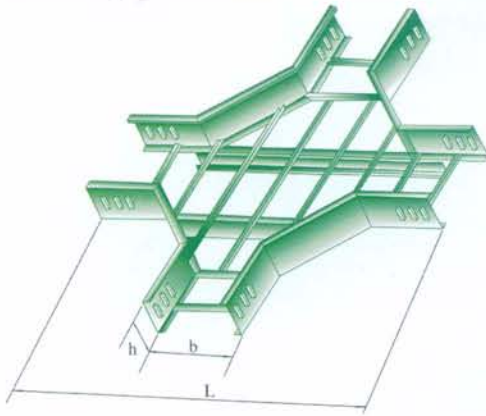
# XQJ 梯级式电缆桥架

## XQJ Ladder-type Support

销售热线: 15087028680

### XQJ-T-04 水平四通

XQJ-T-04 Ladder type horizontal Cross



序号 No.	型号 Model	b (mm)	h (mm)	L (mm)	重量 kg Weight
1	T-04-6-2	200	60	800	11.24
2	T-04-10-2		100		13.50
3	T-04-15-2		150		23.85
4	T-04-6-3	300	60	900	13.61
5	T-04-10-3		100		15.42
6	T-04-15-3		150		25.77
7	T-04-6-4	400	60	1100	15.54
8	T-04-10-4		100		17.88
9	T-04-15-4		150		27.78
10	T-04-20-4		200		37.04
11	T-04-6-5	500	60	1100	17.52
12	T-04-10-5		100		19.89
13	T-04-15-5		150		31.72
14	T-04-20-5		200		39.65
15	T-04-6-6	600	60	1200	20.28
16	T-04-10-6		100		22.78
17	T-04-15-6		150		34.00
18	T-04-20-6		200		42.50
19	T-04-6-8	800	60	1400	24.51
20	T-04-10-8		100		26.94
21	T-04-15-8		150		38.29
22	T-04-20-8		200		47.86

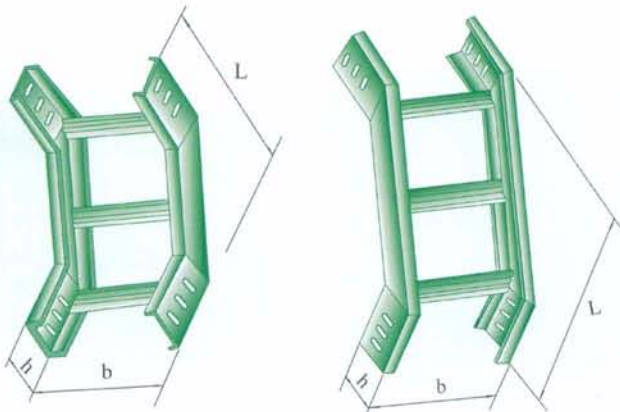
说明: 高度 h=60,100 为单排连接孔, 高 h=150 为双排连接孔。  
Description: h=60, single-row connection holes; h=150, double-row connection holes

### XQJ-T-05A 垂直凹弯通

XQJ-T-05A Ladder type straight convex bend

### XQJ-T-05B 垂直凸弯通

XQJ-T-05B Ladder type straight concave bend

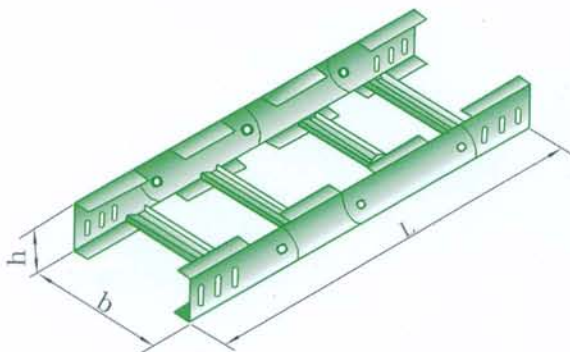


序号 No.	型号 Model	b (mm)	h (mm)	L (mm)	重量 kg Weight
1	T-05A.B-6-2	200	60	360	4.84
2	T-05A.B-10-2		100	400	5.56
3	T-05A.B-15-2		150	550	10.92
4	T-05A.B-6-3	300	60	360	5.17
5	T-05A.B-10-3		100	400	6.25
6	T-05A.B-15-3		150	550	12.17
7	T-05A.B-6-4	400	60	360	5.36
8	T-05A.B-10-4		100	400	7.05
9	T-05A.B-15-4		150	550	13.69
10	T-05A.B-20-4		200	700	24.67
11	T-05A.B-6-5	500	60	360	5.85
12	T-05A.B-10-5		100	400	7.54
13	T-05A.B-15-5		150	550	14.20
14	T-05A.B-20-5		200	700	25.21
15	T-05A.B-6-6	600	60	360	8.06
16	T-05A.B-10-6		100	400	8.80
17	T-05A.B-15-6		150	550	14.69
18	T-05A.B-20-6		200	700	25.73
19	T-05A.B-6-8	800	60	360	7.38
20	T-05A.B-10-8		100	400	9.07
21	T-05A.B-15-8		150	550	15.72
22	T-05A.B-20-8		200	700	26.88

说明: 高度 h=60,100 为单排连接孔, 高 h=150 为双排连接孔。  
Description: h=60, single-row connection holes; h=150, double-row connection holes

### XQJ-T1-05C 型垂直转动弯通

Model XQJ-T1-05C Vertical rotatable bend



序号 No.	型号 Model	b (mm)	h (mm)	L (mm)	重量 kg Weight
1	T1-05C-6-2	200	60	780	6.05
2	T1-05C-10-2		100	900	8.52
3	T1-05C-15-2		150	1050	17.97
4	T1-05C-6-3	300	60	780	8.52
5	T1-05C-10-3		100	900	11.08
6	T1-05C-15-3		150	1050	18.59
7	T1-05C-6-4	400	60	780	7.41
8	T1-05C-10-4		100	900	11.20
9	T1-05C-15-4		150	1050	20.81
10	T1-05C-20-4		200	1200	31.72
11	T1-05C-6-5	500	60	780	8.14
12	T1-05C-10-5		100	900	11.25
13	T1-05C-15-5		150	1050	21.49
14	T1-05C-20-5		200	1200	32.32
15	T1-05C-6-6	600	60	780	12.31
16	T1-05C-10-6		100	900	15.32
17	T1-05C-15-6		150	1050	22.97
18	T1-05C-20-6		200	1200	33.76
19	T1-05C-6-8	800	60	780	15.20
20	T1-05C-10-8		100	900	15.87
21	T1-05C-15-8		150	1050	23.52
22	T1-05C-20-8		200	1200	34.46

说明: 高度 h=60,100 为单排连接孔, 高 h=150 为双排连接孔。  
Description: h=60, single-row connection holes; h=150, double-row connection holes

梯级式桥架  
Ladder Support


组合式电缆桥架是一种最新型桥架。它适用于各种工程、各个单位、各种电缆的敷设。它具有结构简单、配置灵活、任意转向、变宽、分支、引上、引下安装方便，是电缆桥架等系列最理想的产品。

The combined cable support system is the newest type. It is applicable for all kinds of projects. It is simple in structure but flexible in combination. It can be widened and led upward or downward according to the design. Therefore, it is maybe the ideal product of all.

## 组合式电缆桥架

### 水平弯通三通组装示意图


Sketch Map of Installing Horizontal Elbow joint & T-joint of Combination type Cable Tray



## 组合式电缆桥架

### 水平四通、垂直三通组装示意图


Sketch Map of Installing Horizontal Cross & Vertical T-joint of Combination type Cable Tray



## 组合式电缆桥架

### 垂直弯通及几种锯切示意图

Sketch Map of Vertical Elbow Joint of Combination Type Cable Tray & ways of Sawing vertical Elbow Joint



**XQJ-ZH-01A 型组合式桥架**  
Model XQJ-ZH-01A combined Cable Support

型号 Model	规格 b × h Size	重量 kg Weight
ZH-01A-100	100 × 25	6.36
ZH-01A-150	150 × 25	8.48
ZH-01A-200	200 × 25	10.60

**XQJ-ZH-01B 型组合式桥架**  
Model XQJ-ZH-01B combined Cable support

型号 Model	规格 b × h Size	重量 kg Weight
ZH-01B-100	100 × 25	6.36
ZH-01B-150	150 × 25	8.48
ZH-01B-200	200 × 25	10.60

**XQJ-ZH-02A、B 型配线桥架**  
XQJ-ZH-02A、B Model Cabling Support

型号 Model	规格 Size	支撑距离“×”时电缆负载能力 Load Capacity for different spans						重量 kg Weight
		1.5m	2m	2.5m	3m	3.5m	4m	
ZH-02A	50 × 50	50	30	19	9	5	3	8.05
ZH-02B	50 × 50	60	33	18	10	6	4	8.05

**XQJ-ZH-03A、B 型配线桥架**  
XQJ-ZH-03A、B Model Cabling Support

型号 Model	规格 Size	支撑距离“×”时电缆负载能力 Load Capacity for different spans						重量 kg Weight
		1.5m	2m	2.5m	3m	3.5m	4m	
ZH-03A	100 × 50	67	38	20	12	7	5	10.17
ZH-03B	100 × 50	83	50	28	16	10	7	10.17

**XQJ-ZH-04 型配线桥架**  
Model XQJ-ZH-04 Cabling Support

型号 Model	规格 Size	重量 kg Weight	备注 Remarks
ZH-04	50 × 25	4.50	

**XQJ-ZH-05 型连接板**  
Model XQJ-ZH-05 Connection plate

型号 Model	规格 Size	参考价 元/只 Reference price yuan/piece	备注 Remarks
ZH-05	25 × 25		

**XQJ-ZH-06 型连接片**  
Model XQJ-ZH-06 connection piece

型号 Model	规格 Size	参考价 元/只 Reference price yuan/piece	备注 Remarks
ZH-06	24 × 70		

组合式桥架  
Combined Support

XQJ-ZH 型组合式电缆桥架组合形式及配套件数表 Possible configurations and required no. of elements for Model XQJ-ZH combined cable support

序号 NO.	形式 Type	底板与侧边的配制图 Bottom and side plates		底板宽(mm) Bottom Width	底板h(数量) NO. of side plates			侧边数量 NO. of side plates	连接螺栓 Connection bolts		备注 Remarks
					100	150	200		规格 Size	数量 / m Quantity/m	
1001	A			103	1			2	M6 × 12	6 (14)	
1002				153		1		2			
1003				203			1	2			
1004				303		2		2			
1005				403			2	2			
1006				503		2	1	2			
1007				603			3	2			
2008	B			205	2			3	M6 × 12	9 (21)	
2009				305		2		3			
2010				405			2	3			
2011				505		2	1	3			
2012				605			3	3			
2013	805			4	3						
3014	C			306	3			4	M6 × 12	12 (28)	
3015				456		3		4			
3016				606			3	4			
3017				806			4	4			
3018				1006			5	4			
3019				1206			6	4			
4020	D			153	1			4	M6 × 15	16 (24)	
4021				203		1		4			
4022				253			1	4			
4023				353		2		4			
4024				453			2	4			
5025	E			256	2			6	M6 × 15	24 (36)	
5026				356		2		6			
5027				456			2	6			
5028				656		4		6			
5029				856			4	6			

### XQJ-ZH-07 型连接板

Model XQJ-ZH-07 connection plate

型号 Model	参考价元/只 Reference price yuan/piece	备注 Remarks
ZH-07		

### XQJ-ZH-08 型管接头

Model XQJ-ZH-08 pipe connector

配管 Connected Pipe	安装尺寸 L × H Size of Installation
G1/2", G3/4", G1"	122 × 74, 122 × 124
G1 1/2", G2"	122 × 174

### XQJ-ZH-10 型盖板

Model XQJ-ZH-10 cover plate

型号 Model	b (mm)	重量(kg) Weight	备注 Remarks
ZH-10-50	55	3.20	订货时请注明配套使用的组合式电缆桥架的组合形式: A, B, C, D, E b宽度根据组合形式: A型加3mm, B, C型加6mm, D型加56mm, E型加59mm Please give clear indication of the combination of the combination forms: A, B, C, D, E, b Width: Plus 3mm for Type A, Plus 6mm for Type B, Plus 56mm for Type D, Plus 59mm for TYPE E
ZH-10-100	105	4.96	
ZH-10-150	155	6.80	
ZH-10-200	205	8.50	
ZH-10-300	305	12.30	
ZH-10-400	405	19.9	
ZH-10-500	505	24.4	
ZH-10-600	605	34.7	
ZH-10-700	705	43.5	
ZH-10-800	805	49.5	

### XQJ-ZH-11 型扣锁

Model XQJ-ZH-11 lock

型号 Model	参考价元/只 Reference price yuan/piece	备注 Remarks
ZH-11		

### XQJ-ZH-09 U型管卡

Model XQJ-ZH-09 U pipe clamp

规格 φ × L Size	配用引径管径 Cable diameter
22 × 31, 27 × 34, 34 × 37, 49 × 45, 61 × 50, 76 × 57, 89 × 64	G1/2", G3/4", G1", G1 1/2", G2", G2 1/2", G3"

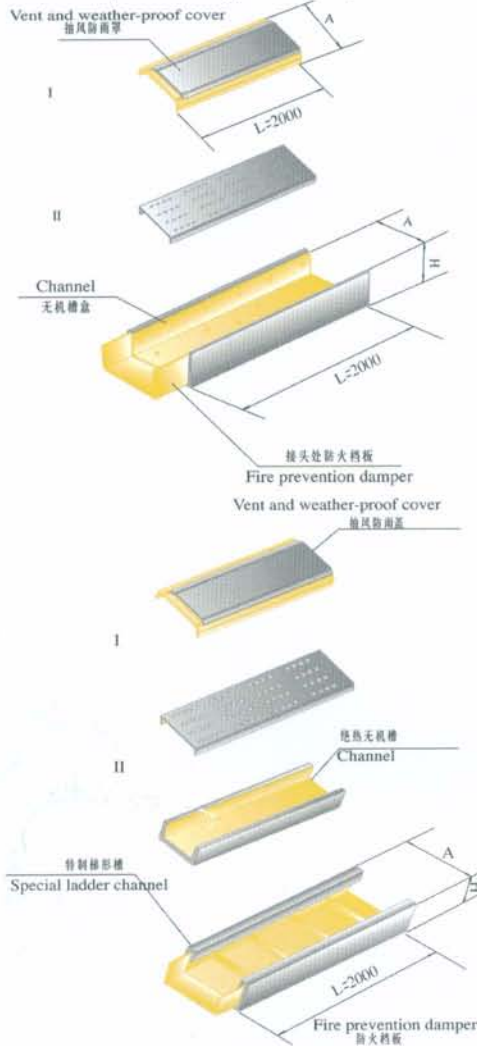
组合式桥架  
Combined Support

防火桥架是我厂在公安部上海消防科学研究所协助下，及众多设计单位支持下。研制成功我国第一代耐火钢制桥架，其耐火性能、电气性能、金属结构性能，已超过美国、日本等国家的有关指标。

The fire-proof cable support system is the first-generation cable support system made of fire-resistant steel which was developed by this factory with the help of the Shanghai Fire-Fighting Science Research Institute under the Ministry of Public Security and support of a lot of design units. Its technical parameters have exceeded those set out in relevant standards of U.S.A. and Japan in fire-resistance, electric properties and metal-structure properties.

### XQJ-QJNT-01A 防火桥架直通

XQJ-QJNT-01A Fire prevention support straight piece

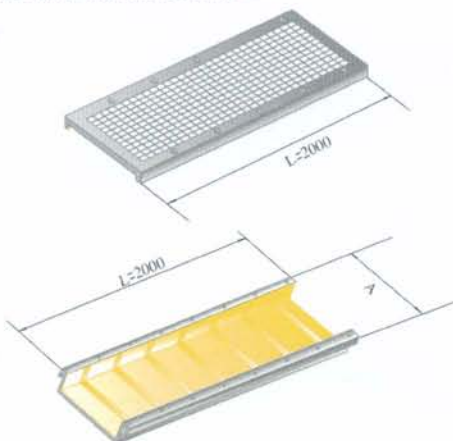


序号 No.	型号 Model	外型尺寸 Outer dimensions		内截面 Inner section	
		槽宽 Width	边高 Height	宽×高 W×H	
1	QJNT-01A-15a	150	100	100	60
2	QJNT-01A-20a	200	100	150	60
3	QJNT-01A-30a	300	100	250	60
4	QJNT-01A-40a	400	100	350	60
5	QJNT-01A-20b	200	150	150	110
6	QJNT-01A-30b	300	150	250	110
7	QJNT-01A-40b	400	150	350	110
8	QJNT-01A-50b	500	150	450	110
9	QJNT-01A-30c	300	200	250	160
10	QJNT-01A-40c	400	200	350	160
11	QJNT-01A-50c	500	200	450	160
12	QJNT-01A-60c	600	200	550	160
13	QJNT-01A-40d	400	250	350	210
14	QJNT-01A-50d	500	250	450	210
15	QJNT-01A-60d	600	250	550	210
16	QJNT-01A-80d	800	250	750	210
17	QJNT-01A-50e	500	300	450	260
18	QJNT-01A-60e	600	300	550	260

序号 No.	型号 Model	外型尺寸 Outer dimensions		内截面 Inner section	
		槽宽 Width	边高 Height	宽×高 W×H	
1	QJNT-01B-15a	150	100	100	60
2	QJNT-01B-20a	200	100	150	60
3	QJNT-01B-30a	300	100	250	60
4	QJNT-01B-40a	400	100	350	60
5	QJNT-01B-20b	200	150	150	110
6	QJNT-01B-30b	300	150	250	110
7	QJNT-01B-40b	400	150	350	110
8	QJNT-01B-50b	500	150	450	110
9	QJNT-01B-30c	300	200	250	160
10	QJNT-01B-40c	400	200	350	160
11	QJNT-01B-50c	500	200	450	160
12	QJNT-01B-60c	600	200	550	160
13	QJNT-01B-40d	400	250	350	210
14	QJNT-01B-50d	500	250	450	210
15	QJNT-01B-60d	600	250	550	210
16	QJNT-01B-80d	800	250	750	210
17	QJNT-01B-50e	500	300	450	260
18	QJNT-01B-60e	600	300	550	260

### XQJ-QJNT-NTW-01B 防火网式托架

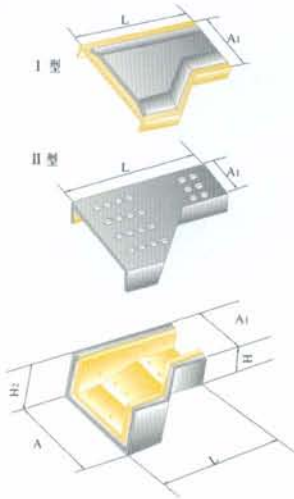
XQJ-QJNT-01B Rack with fire retarding net



序号 No.	型号 Model	外型尺寸 Outer dimensions		内截面 Inner section	
		槽宽 Width	边高 Height	宽×高 W×H	
1	NTW-01B-15a	150	100	100	60
2	NTW-01B-20a	200	100	150	60
3	NTW-01B-30a	300	100	250	60
4	NTW-01B-40a	400	100	350	60
5	NTW-01B-20b	200	150	150	110
6	NTW-01B-30b	300	150	250	110
7	NTW-01B-40b	400	150	350	110
8	NTW-01B-50b	500	150	450	110
9	NTW-01B-30c	300	200	250	160
10	NTW-01B-40c	400	200	350	160
11	NTW-01B-50c	500	200	450	160
12	NTW-01B-60c	600	200	550	160
13	NTW-01B-40d	400	250	350	210
14	NTW-01B-50d	500	250	450	210
15	NTW-01B-60d	600	250	550	210
16	NTW-01B-80d	800	250	750	210
17	NTW-01B-50e	500	300	450	260
18	NTW-01B-60e	600	300	550	260

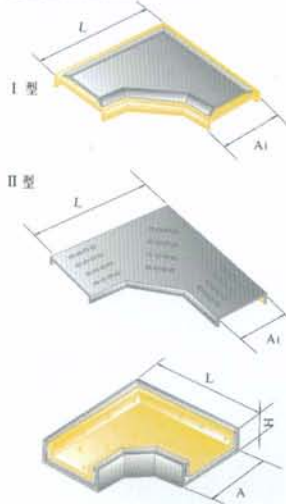


XQJ-QJNT-NTBJ-02A 变径接头  
XQJ-QJNT-NTBJ-02A Reducer connector



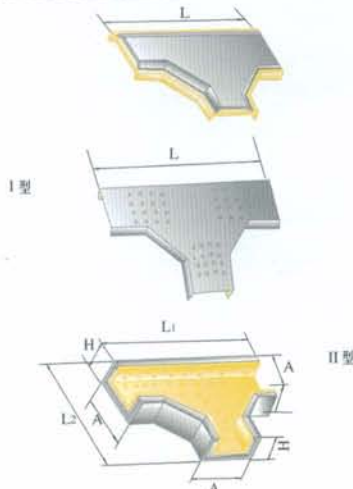
序号 No.	型号 Model	外型尺寸 Outer dimensions		内截面 Inner section	
		槽宽 Width	边高 Height	宽 × 高 W × H	
1	NTBJ-02A-20a	200	150	100	110
2	NTBJ-02A-30a	300	150	200	110
3	NTBJ-02A-40a	400	150	300	110
4	NTBJ-02A-50a	500	150	400	110
5	NTBJ-02A-30b	300	200	200	160
6	NTBJ-02A-40b	400	200	300	160
7	NTBJ-02A-50b	500	200	400	160
8	NTBJ-02A-60b	600	200	500	160
9	NTBJ-02A-40c	400	250	300	210
10	NTBJ-02A-50c	500	250	400	210
11	NTBJ-02A-60c	600	250	500	210
12	NTBJ-02A-80c	800	250	600	210
13	NTBJ-02A-50d	500	300	400	260
14	NTBJ-02A-60d	600	300	500	260

XQJ-QJNT-NTPW-02A 水平弯通  
XQJ-QJNT-NTPW-02A Horizontal bend



序号 No.	型号 Model	外型尺寸 Outer dimensions		内截面 Inner section	
		槽宽 Width	边高 Height	宽 × 高 W × H	
1	NTPW-02A-15a	150	100	100	60
2	NTPW-02A-20a	200	100	150	60
3	NTPW-02A-30a	300	100	250	60
4	NTPW-02A-40a	400	100	350	60
5	NTPW-02A-20b	200	150	150	110
6	NTPW-02A-30b	300	150	250	110
7	NTPW-02A-40b	400	150	350	110
8	NTPW-02A-50b	500	150	450	110
9	NTPW-02A-30c	300	200	250	160
10	NTPW-02A-40c	400	200	350	160
11	NTPW-02A-50c	500	200	450	160
12	NTPW-02A-60c	600	200	550	160
13	NTPW-02A-40d	400	250	350	210
14	NTPW-02A-50d	500	250	450	210
15	NTPW-02A-60d	600	250	550	210
16	NTPW-02A-80d	800	250	750	210
17	NTPW-02A-50e	500	300	450	260
18	NTPW-02A-60e	600	300	550	260

XQJ-QJNT-NTPA-03A 水平三通  
XQJ-QJNT-NTPA-03A Horizontal Tee



序号 No.	型号 Model	外型尺寸 Outer dimensions		内截面 Inner section	
		槽宽 Width	边高 Height	宽 × 高 W × H	
1	NTPA-03A-15a	150	100	100	60
2	NTPA-03A-20a	200	100	150	60
3	NTPA-03A-30a	300	100	250	60
4	NTPA-03A-40a	400	100	350	60
5	NTPA-03A-20b	200	150	150	110
6	NTPA-03A-30b	300	150	250	110
7	NTPA-03A-40b	400	150	350	110
8	NTPA-03A-50b	500	150	450	110
9	NTPA-03A-30c	300	200	250	160
10	NTPA-03A-40c	400	200	350	160
11	NTPA-03A-50c	500	200	450	160
12	NTPA-03A-60c	600	200	550	160
13	NTPA-03A-40d	400	250	350	210
14	NTPA-03A-50d	500	250	450	210
15	NTPA-03A-60d	600	250	550	210
16	NTPA-03A-80d	800	250	750	210
17	NTPA-03A-50e	500	300	450	260
18	NTPA-03A-60e	600	300	550	260

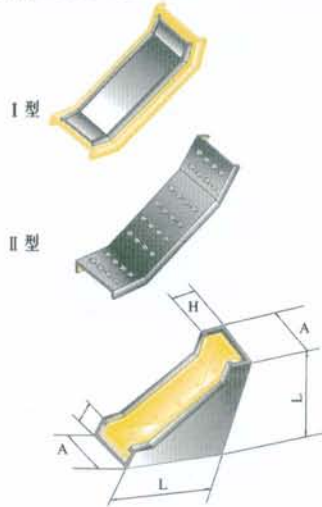
防火桥架  
Fire Resisting Support

# XQJ 防火电缆桥架

## XQJ Fire Resisting Support

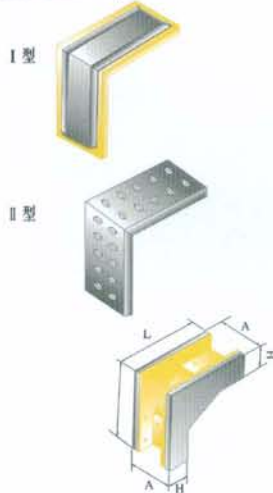
销售热线: 15087028680

XQJ-QJNT-NTXW-02B 垂直下弯通  
XQJ-QJNT-NTXW-02B Vertical downward bend



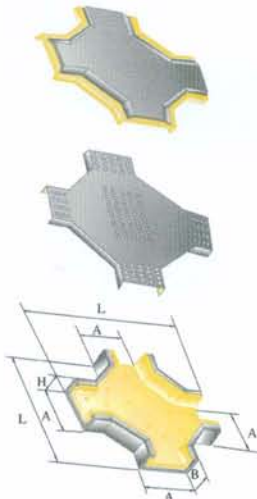
序号 No.	型号 Model	外型尺寸 Outer dimensions		内截面 Inner section	
		槽宽 Width	边高 Height	宽 × 高 W × H	
1	NTXW-02B-15a	150	100	100	60
2	NTXW-02B-20a	200	100	150	60
3	NTXW-02B-30a	300	100	250	60
4	NTXW-02B-40a	400	100	350	60
5	NTXW-02B-20b	200	150	150	110
6	NTXW-02B-30b	300	150	250	110
7	NTXW-02B-40b	400	150	350	110
8	NTXW-02B-50b	500	150	450	110
9	NTXW-02B-30c	300	200	250	160
10	NTXW-02B-40c	400	200	350	160
11	NTXW-02B-50c	500	200	450	160
12	NTXW-02B-60c	600	200	550	160
13	NTXW-02B-40d	400	250	350	210
14	NTXW-02B-50d	500	250	450	210
15	NTXW-02B-60d	600	250	550	210
16	NTXW-02B-80d	800	250	750	210
17	NTXW-02B-50e	500	300	450	260
18	NTXW-02B-60e	600	300	550	260

XQJ-QJNT-NTSW-02A 垂直上弯通  
XQJ-QJNT-NTSW-02A Vertical upward bend



序号 No.	型号 Model	外型尺寸 Outer dimensions		内截面 Inner section	
		槽宽 Width	边高 Height	宽 × 高 W × H	
1	NTSW-02B-15a	150	100	100	60
2	NTSW-02B-20a	200	100	150	60
3	NTSW-02B-30a	300	100	250	60
4	NTSW-02B-40a	400	100	350	60
5	NTSW-02B-20b	200	150	150	110
6	NTSW-02B-30b	300	150	250	110
7	NTSW-02B-40b	400	150	350	110
8	NTSW-02B-50b	500	150	450	110
9	NTSW-02B-30c	300	200	250	160
10	NTSW-02B-40c	400	200	350	160
11	NTSW-02B-50c	500	200	450	160
12	NTSW-02B-60c	600	200	550	160
13	NTSW-02B-40d	400	250	350	210
14	NTSW-02B-50d	500	250	450	210
15	NTSW-02B-60d	600	250	550	210
16	NTSW-02B-80d	800	250	750	210
17	NTSW-02B-50e	500	300	450	260
18	NTSW-02B-60e	600	300	550	260

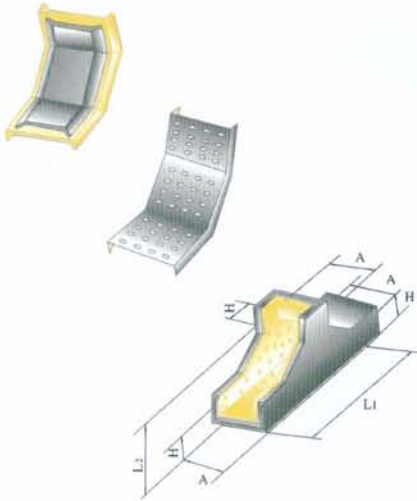
XQJ-QJNT-NTPS-04A 水平三通  
XQJ-QJNT-NTPS-04A Horizontal Tee



序号 No.	型号 Model	外型尺寸 Outer dimensions		内截面 Inner section	
		槽宽 Width	边高 Height	宽 × 高 W × H	
1	NTPS-04A-15a	150	100	100	60
2	NTPS-04A-20a	200	100	150	60
3	NTPS-04A-30a	300	100	250	60
4	NTPS-04A-40a	400	100	350	60
5	NTPS-04A-20b	200	150	150	110
6	NTPS-04A-30b	300	150	250	110
7	NTPS-04A-40b	400	150	350	110
8	NTPS-04A-50b	500	150	450	110
9	NTPS-04A-30c	300	200	250	160
10	NTPS-04A-40c	400	200	350	160
11	NTPS-04A-50c	500	200	450	160
12	NTPS-04A-60c	600	200	550	160
13	NTPS-04A-40d	400	250	350	210
14	NTPS-04A-50d	500	250	450	210
15	NTPS-04A-60d	600	250	550	210
16	NTPS-04A-80d	800	250	750	210
17	NTPS-04A-50e	500	300	450	260
18	NTPS-04A-60e	600	300	550	260

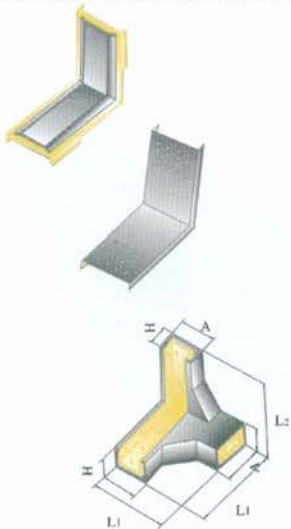
防火桥架  
Fire Resisting Support

XQJ-QJNT-NTCA-03C 下垂直三通  
XQJ-QJNT-NTCA-03C Bottom vertical Tee



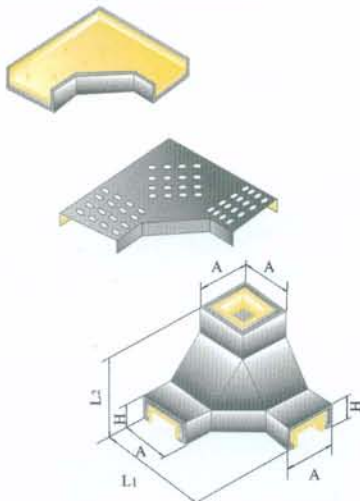
序号 No.	型号 Model	外型尺寸 Outer dimensions		内截面 Inner section	
		槽宽 Width	边高 Height	宽×高 W×H	
1	NTCA-03C-15a	150	100	100	60
2	NTCA-03C-20a	200	100	150	60
3	NTCA-03C-30a	300	100	250	60
4	NTCA-03C-40a	400	100	350	60
5	NTCA-03C-20b	200	150	150	110
6	NTCA-03C-30b	300	150	250	110
7	NTCA-03C-40b	400	150	350	110
8	NTCA-03C-50b	500	150	450	110
9	NTCA-03C-30c	300	200	250	160
10	NTCA-03C-40c	400	200	350	160
11	NTCA-03C-50c	500	200	450	160
12	NTCA-03C-60c	600	200	550	160
13	NTCA-03C-40d	400	250	350	210
14	NTCA-03C-50d	500	250	450	210
15	NTCA-03C-60d	600	250	550	210
16	NTCA-03C-80d	800	250	750	210
17	NTCA-03C-50e	500	300	450	260
18	NTCA-03C-60e	600	300	550	260

XQJ-QJNT-NTCA-03G 下角垂直三通  
XQJ-QJNT-NTCA-03G Bottom corner vertical Tee



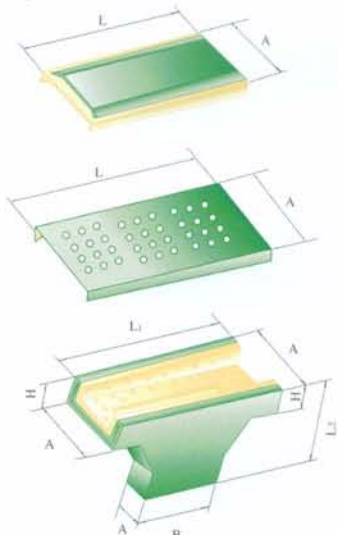
序号 No.	型号 Model	外型尺寸 Outer dimensions		内截面 Inner section	
		槽宽 Width	边高 Height	宽×高 W×H	
1	NTCA-03G-15a	150	100	100	60
2	NTCA-03G-20a	200	100	150	60
3	NTCA-03G-30a	300	100	250	60
4	NTCA-03G-40a	400	100	350	60
5	NTCA-03G-20b	200	150	150	110
6	NTCA-03G-30b	300	150	250	110
7	NTCA-03G-40b	400	150	350	110
8	NTCA-03G-50b	500	150	450	110
9	NTCA-03G-30c	300	200	250	160
10	NTCA-03G-40c	400	200	350	160
11	NTCA-03G-50c	500	200	450	160
12	NTCA-03G-60c	600	200	550	160
13	NTCA-03G-40d	400	250	350	210
14	NTCA-03G-50d	500	250	450	210
15	NTCA-03G-60d	600	250	550	210
16	NTCA-03G-80d	800	250	750	210
17	NTCA-03G-50e	500	300	450	260
18	NTCA-03G-60e	600	300	550	260

XQJ-QJNT-NTCA-03F 上角垂直三通  
XQJ-QJNT-NTCA-03F Top corner vertical Tee

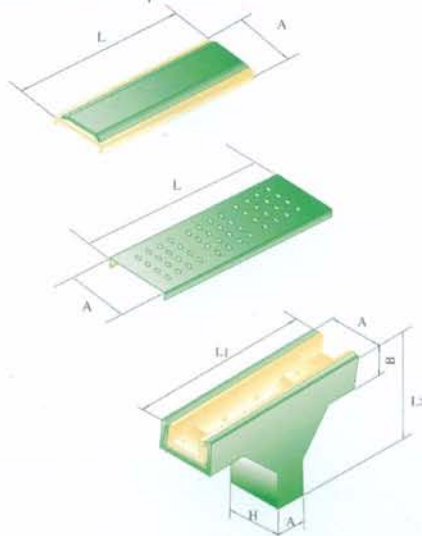


序号 No.	型号 Model	外型尺寸 Outer dimensions		内截面 Inner section	
		槽宽 Width	边高 Height	宽×高 W×H	
1	NTCA-03F-15a	150	100	100	60
2	NTCA-03F-20a	200	100	150	60
3	NTCA-03F-30a	300	100	250	60
4	NTCA-03F-40a	400	100	350	60
5	NTCA-03F-20b	200	150	150	110
6	NTCA-03F-30b	300	150	250	110
7	NTCA-03F-40b	400	150	350	110
8	NTCA-03F-50b	500	150	450	110
9	NTCA-03F-30c	300	200	250	160
10	NTCA-03F-40c	400	200	350	160
11	NTCA-03F-50c	500	200	450	160
12	NTCA-03F-60c	600	200	550	160
13	NTCA-03F-40d	400	250	350	210
14	NTCA-03F-50d	500	250	450	210
15	NTCA-03F-60d	600	250	550	210
16	NTCA-03F-80d	800	250	750	210
17	NTCA-03F-50e	500	300	450	260
18	NTCA-03F-60e	600	300	550	260

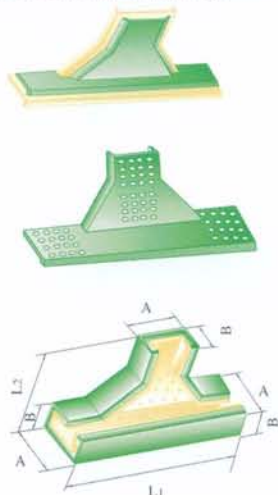
XQJ-NTCA-03D 上边垂直三通  
XQJ-NTCA-03D Top side vertical Tee



XQJ-NTNT-NTCA-03B 上垂直三通  
XQJ-NTNT-NTCA-03B Top vertical Tee



XQJ-QJNT-NTCA-03E 下边垂直三通  
XQJ-QJNT-NTCA-03E Bottom side vertical Tee

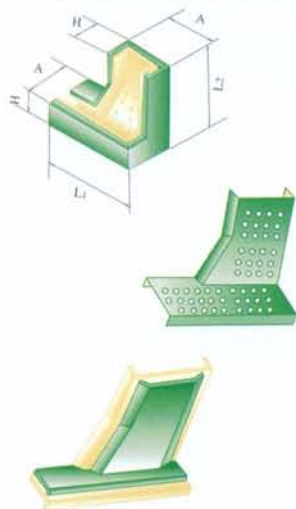


序号 No.	型号 Model	外型尺寸 Outer dimensions		内截面 Inner section	
		槽宽 Width	边高 Height	宽 × 高 W × H	
1	NTCA-03D-15a	150	100	100	60
2	NTCA-03D-20a	200	100	150	60
3	NTCA-03D-30a	300	100	250	60
4	NTCA-03D-40a	400	100	350	60
5	NTCA-03D-20b	200	150	150	110
6	NTCA-03D-30b	300	150	250	110
7	NTCA-03D-40b	400	150	350	110
8	NTCA-03D-50b	500	150	450	110
9	NTCA-03D-30c	300	200	250	160
10	NTCA-03D-40c	400	200	350	160
11	NTCA-03D-50c	500	200	450	160
12	NTCA-03D-60c	600	200	550	160
13	NTCA-03D-40d	400	250	350	210
14	NTCA-03D-50d	500	250	450	210
15	NTCA-03D-60d	600	250	550	210
16	NTCA-03D-80d	800	250	750	210
17	NTCA-03D-50e	500	300	450	260
18	NTCA-03D-60e	600	300	550	260

序号 No.	型号 Model	外型尺寸 Outer dimensions		内截面 Inner section	
		槽宽 Width	边高 Height	宽 × 高 W × H	
1	NTCA-03B-15a	150	100	100	60
2	NTCA-03B-20a	200	100	150	60
3	NTCA-03B-30a	300	100	250	60
4	NTCA-03B-40a	400	100	350	60
5	NTCA-03B-20b	200	150	150	110
6	NTCA-03B-30b	300	150	250	110
7	NTCA-03B-40b	400	150	350	110
8	NTCA-03B-50b	500	150	450	110
9	NTCA-03B-30c	300	200	250	160
10	NTCA-03B-40c	400	200	350	160
11	NTCA-03B-50c	500	200	450	160
12	NTCA-03B-60c	600	200	550	160
13	NTCA-03B-40d	400	250	350	210
14	NTCA-03B-50d	500	250	450	210
15	NTCA-03B-60d	600	250	550	210
16	NTCA-03B-80d	800	250	750	210
17	NTCA-03B-50e	500	300	450	260
18	NTCA-03B-60e	600	300	550	260

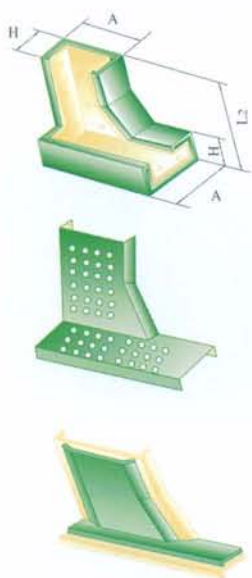
序号 No.	型号 Model	外型尺寸 Outer dimensions		内截面 Inner section	
		槽宽 Width	边高 Height	宽 × 高 W × H	
1	NTCA-03E-15a	150	100	100	60
2	NTCA-03E-20a	200	100	150	60
3	NTCA-03E-30a	300	100	250	60
4	NTCA-03E-40a	400	100	350	60
5	NTCA-03E-20b	200	150	150	110
6	NTCA-03E-30b	300	150	250	110
7	NTCA-03E-40b	400	150	350	110
8	NTCA-03E-50b	500	150	450	110
9	NTCA-03E-30c	300	200	250	160
10	NTCA-03E-40c	400	200	350	160
11	NTCA-03E-50c	500	200	450	160
12	NTCA-03E-60c	600	200	550	160
13	NTCA-03E-40d	400	250	350	210
14	NTCA-03E-50d	500	250	450	210
15	NTCA-03E-60d	600	250	550	210
16	NTCA-03E-80d	800	250	750	210
17	NTCA-03E-50e	500	300	450	260
18	NTCA-03E-60e	600	300	550	260

XQJ-QJNT-NTXW-02F 垂直右下弯通  
XQJ-QJNT-NTXW-02F Vertical right downward bend




序号 No.	型号 Model	外型尺寸 Outer dimensions		内截面 Inner section	
		槽宽 Width	边高 Height	宽×高 W×H	
1	NTXW-02F-15a	150	100	100	60
2	NTXW-02F-20a	200	100	150	60
3	NTXW-02F-30a	300	100	250	60
4	NTXW-02F-40a	400	100	350	60
5	NTXW-02F-20b	200	150	150	110
6	NTXW-02F-30b	300	150	250	110
7	NTXW-02F-40b	400	150	350	110
8	NTXW-02F-50b	500	150	450	110
9	NTXW-02F-30c	300	200	250	160
10	NTXW-02F-40c	400	200	350	160
11	NTXW-02F-50c	500	200	450	160
12	NTXW-02F-60c	600	200	550	160
13	NTXW-02F-40d	400	250	350	210
14	NTXW-02F-50d	500	250	450	210
15	NTXW-02F-60d	600	250	550	210
16	NTXW-02F-80d	800	250	750	210
17	NTXW-02F-50e	500	300	450	260
18	NTXW-02F-60e	600	300	550	260

XQJ-QJNT-NTXW-02D 垂直左下弯通  
XQJ-QJNT-NTXW-02D Vertical left downward bend



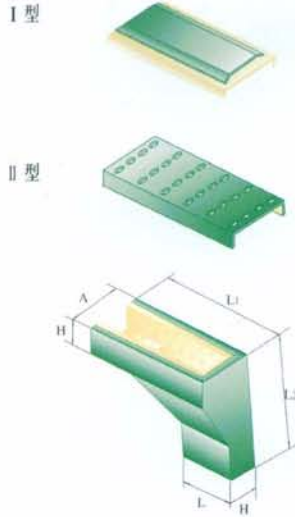
序号 No.	型号 Model	外型尺寸 Outer dimensions		内截面 Inner section	
		槽宽 Width	边高 Height	宽×高 W×H	
1	NTXW-02D-15a	150	100	100	60
2	NTXW-02D-20a	200	100	150	60
3	NTXW-02D-30a	300	100	250	60
4	NTXW-02D-40a	400	100	350	60
5	NTXW-02D-20b	200	150	150	110
6	NTXW-02D-30b	300	150	250	110
7	NTXW-02D-40b	400	150	350	110
8	NTXW-02D-50b	500	150	450	110
9	NTXW-02D-30c	300	200	250	160
10	NTXW-02D-40c	400	200	350	160
11	NTXW-02D-50c	500	200	450	160
12	NTXW-02D-60c	600	200	550	160
13	NTXW-02D-40d	400	250	350	210
14	NTXW-02D-50d	500	250	450	210
15	NTXW-02D-60d	600	250	550	210
16	NTXW-02D-80d	800	250	750	210
17	NTXW-02D-50e	500	300	450	260
18	NTXW-02D-60e	600	300	550	260

XQJ-QJNT-NTWG 无机防火隔板  
XQJ-QJNT-NTWG Fire prevention partition



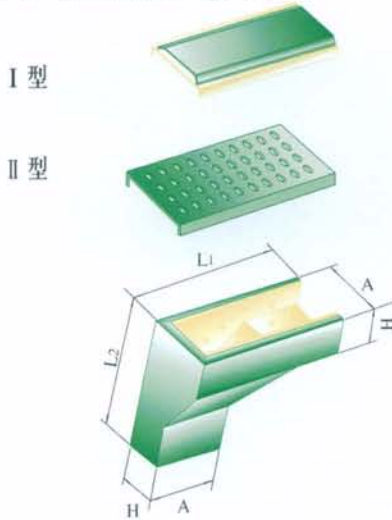
序号 No.	型号 Model	规格 h Size h	配套宽度 Matching width
1	NTWG-5	40	50
2	NTWG-6	50	60
3	NTWG-7.5	65	75
4	NTWG-10	90	100
5	NTWG-12.5	115	125
6	NTWG-15	140	150
7	NTWG-20	190	200
8	NTWG-25	240	250

XQJ-QJNT-NTSW-02E 垂直右上弯通  
XQJ-QJNT-NTSW-02E Vertical right upward bend



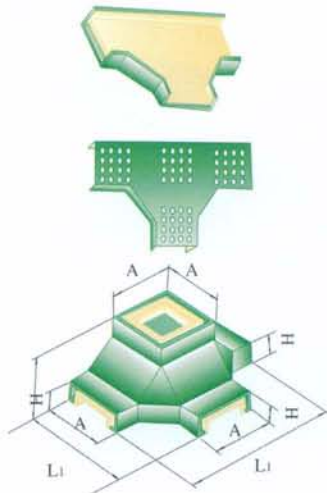
序号 No.	型号 Model	外型尺寸 Outer dimensions		内截面 Inner section	
		槽宽 Width	边高 Height	宽×高 W×H	
1	NTSW-02E-15a	150	100	100	60
2	NTSW-02E-20a	200	100	150	60
3	NTSW-02E-30a	300	100	250	60
4	NTSW-02E-40a	400	100	350	60
5	NTSW-02E-20b	200	150	150	110
6	NTSW-02E-30b	300	150	250	110
7	NTSW-02E-40b	400	150	350	110
8	NTSW-02E-50b	500	150	450	110
9	NTSW-02E-30c	300	200	250	160
10	NTSW-02E-40c	400	200	350	160
11	NTSW-02E-50c	500	200	450	160
12	NTSW-02E-60c	600	200	550	160
13	NTSW-02E-40d	400	250	350	210
14	NTSW-02E-50d	500	250	450	210
15	NTSW-02E-60d	600	250	550	210
16	NTSW-02E-80d	800	250	750	210
17	NTSW-02E-50e	500	300	450	260
18	NTSW-02E-60e	600	300	550	260

XQJ-QJNT-NTSW-02C 垂直左上弯通  
XQJ-QJNT-NTSW-02C Vertical left upward bend



序号 No.	型号 Model	外型尺寸 Outer dimensions		内截面 Inner section	
		槽宽 Width	边高 Height	宽×高 W×H	
1	NTSW-02C-15a	150	100	100	60
2	NTSW-02C-20a	200	100	150	60
3	NTSW-02C-30a	300	100	250	60
4	NTSW-02C-40a	400	100	350	60
5	NTSW-02C-20b	200	150	150	110
6	NTSW-02C-30b	300	150	250	110
7	NTSW-02C-40b	400	150	350	110
8	NTSW-02C-50b	500	150	450	110
9	NTSW-02C-30c	300	200	250	160
10	NTSW-02C-40c	400	200	350	160
11	NTSW-02C-50c	500	200	450	160
12	NTSW-02C-60c	600	200	550	160
13	NTSW-02C-40d	400	250	350	210
14	NTSW-02C-50d	500	250	450	210
15	NTSW-02C-60d	600	250	550	210
16	NTSW-02C-80d	800	250	750	210
17	NTSW-02C-50e	500	300	450	260
18	NTSW-02C-60e	600	300	550	260

XQJ-QJNT-NTCS-04B 上垂直四通  
XQJ-QJNT-NTCS-04B Top vertical Cross




序号 No.	型号 Model	外型尺寸 Outer dimensions		内截面 Inner section	
		槽宽 Width	边高 Height	宽×高 W×H	
1	NTCS-04B-15a	150	100	100	60
2	NTCS-04B-20a	200	100	150	60
3	NTCS-04B-30a	300	100	250	60
4	NTCS-04B-40a	400	100	350	60
5	NTCS-04B-20b	200	150	150	110
6	NTCS-04B-30b	300	150	250	110
7	NTCS-04B-40b	400	150	350	110
8	NTCS-04B-50b	500	150	450	110
9	NTCS-04B-30c	300	200	250	160
10	NTCS-04B-40c	400	200	350	160
11	NTCS-04B-50c	500	200	450	160
12	NTCS-04B-60c	600	200	550	160
13	NTCS-04B-40d	400	250	350	210
14	NTCS-04B-50d	500	250	450	210
15	NTCS-04B-60d	600	250	550	210
16	NTCS-04B-80d	800	250	750	210
17	NTCS-04B-50e	500	300	450	260
18	NTCS-04B-60e	600	300	550	260

阻燃玻璃钢电缆桥架是我厂在钢制电缆桥架等生产的基础上，研制的一种新型产品。它具有强度高、绝缘性能好、耐化学腐蚀、耐火阻燃性能和足够的机械强度，广泛适用于石油、化工、冶金、电力等行业。

Flame-retardant fibreglass reinforced plastic cable support system is a new -type-product developed by this factory on the basis of steel cable support systems. It is featured by high strength, fine insulation property, resistance to chemical corrosion, flame resistance and sufficient mechanical strength. It is broadly used in petroleum, chemical, metallurgical and power industries.

## XQJ-ZBQ-C-01A<sub>1</sub> 阻燃槽式直通


XQJ-ZBQ-C-01A<sub>1</sub> Fire retarding channel straight piece



序号 No.	型号 Model	规格 A × B Size	厚度 mm Thickness
1	ZBQ-C-01A <sub>1</sub>	50 × 25	2
2	ZBQ-C-01A <sub>1</sub>	100 × 50	2.5
3	ZBQ-C-01A <sub>1</sub>	150 × 75	3
4	ZBQ-C-01A <sub>1</sub>	200 × 100	3
5	ZBQ-C-01A <sub>1</sub>	250 × 125	3.5
6	ZBQ-C-01A <sub>1</sub>	300 × 150	3.5
7	ZBQ-C-01A <sub>1</sub>	400 × 200	4.5
8	ZBQ-C-01A <sub>1</sub>	500 × 200	5.5
9	ZBQ-C-01A <sub>1</sub>	600 × 200	6.5
10	ZBQ-C-01A <sub>1</sub>	800 × 200	7.5

## XQJ-ZBQ-C-01A<sub>2</sub> 阻燃槽式直通


XQJ-ZBQ-C-01A<sub>2</sub> Fire retarding channel straight piece



序号 No.	型号 Model	规格 A × B Size	厚度 mm Thickness
1	ZBQ-C-01A <sub>2</sub>	50 × 25	2
2	ZBQ-C-01A <sub>2</sub>	100 × 50	2.5
3	ZBQ-C-01A <sub>2</sub>	150 × 75	3
4	ZBQ-C-01A <sub>2</sub>	200 × 100	3
5	ZBQ-C-01A <sub>2</sub>	250 × 125	3.5
6	ZBQ-C-01A <sub>2</sub>	300 × 150	3.5
7	ZBQ-C-01A <sub>2</sub>	400 × 200	4.5
8	ZBQ-C-01A <sub>2</sub>	500 × 200	5.5
9	ZBQ-C-01A <sub>2</sub>	600 × 200	6.5
10	ZBQ-C-01A <sub>2</sub>	800 × 200	7.5


## XQJ-ZBQ-C-01B 阻燃槽式直通短节

XQJ-ZBQ-C-01B Fire retarding channel straight short piece




序号 No.	型号 Model	规格 A × B Size A × B	厚度 mm Thickness	备注 Remarks
1	ZBQ-C-01B	50 × 25	2	L 的长度有 500、1000、 1500 三种请按 您设计图纸按 需订货 Three sizes are available for L: 500,1000 and 1500. Please order according to your design drawings.
2	ZBQ-C-01B	100 × 50	2.5	
3	ZBQ-C-01B	150 × 75	3	
4	ZBQ-C-01B	200 × 100	3	
5	ZBQ-C-01B	250 × 125	3.5	
6	ZBQ-C-01B	300 × 150	3.5	
7	ZBQ-C-01B	400 × 200	4.5	
8	ZBQ-C-01B	500 × 200	5.5	
9	ZBQ-C-01B	600 × 200	6.5	
10	ZBQ-C-01B	800 × 200	7.5	

XQJ-ZBQ-01A<sub>1</sub> 阻燃槽式大跨距桥架  
XQJ-ZBQ-01A<sub>1</sub> Fire retarding large span support



XQJ-ZBQ-P 阻燃托盘式桥架  
XQJ-ZBQ-P Fire retarding tray type support



- (1) This type of support is provided with cover please indicate in order when required
- (2) The bend for straight tray support is the same as for channel type

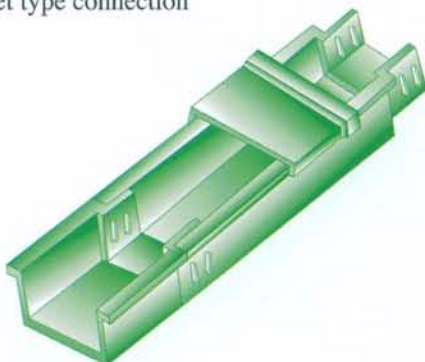
序号 No.	型号 Model	规格 Size	序号 No.	型号 Model	规格 Size
1	ZBQ-DC-01A <sub>1</sub>	50 × 25	1	ZBQ-DC-01A <sub>2</sub>	50 × 25
2	ZBQ-DC-01A <sub>1</sub>	100 × 50	2	ZBQ-DC-01A <sub>2</sub>	100 × 50
3	ZBQ-DC-01A <sub>1</sub>	150 × 75	3	ZBQ-DC-01A <sub>2</sub>	150 × 75
4	ZBQ-DC-01A <sub>1</sub>	200 × 100	4	ZBQ-DC-01A <sub>2</sub>	200 × 100
5	ZBQ-DC-01A <sub>1</sub>	250 × 125	5	ZBQ-DC-01A <sub>2</sub>	250 × 125
6	ZBQ-DC-01A <sub>1</sub>	300 × 150	6	ZBQ-DC-01A <sub>2</sub>	300 × 150
7	ZBQ-DC-01A <sub>1</sub>	400 × 200	7	ZBQ-DC-01A <sub>2</sub>	400 × 200
8	ZBQ-DC-01A <sub>1</sub>	500 × 200	8	ZBQ-DC-01A <sub>2</sub>	500 × 200
9	ZBQ-DC-01A <sub>1</sub>	600 × 200	9	ZBQ-DC-01A <sub>2</sub>	600 × 200
10	ZBQ-DC-01A <sub>1</sub>	800 × 200	10	ZBQ-DC-01A <sub>2</sub>	800 × 200

序号 No.	型号 Model	b mm	h mm	备注 Remarks
1	ZBQ-P-01-6-2	200	60	高度 h 为 60 时、100 时、两端各 6 只连接孔。
2	ZBQ-P-01-10-2		100	
3	ZBQ-P-01-15-2		150	
4	ZBQ-P-01-6-3		60	
5	ZBQ-P-01-10-3	300	100	高度 h 为 150 时两端各 12 只连接孔。
6	ZBQ-P-01-15-3		150	
7	ZBQ-P-01-6-4	400	60	There are 6 connection holes at each end for height h=60 and h=100
8	ZBQ-P-01-10-4		100	
9	ZBQ-P-01-15-4		150	
10	ZBQ-P-01-6-5	500	60	There are 12 connection holes at each end for height h=150
11	ZBQ-P-01-10-5		100	
12	ZBQ-P-01-15-5		150	
13	ZBQ-P-01-6-6	600	60	
14	ZBQ-P-01-10-6		100	
15	ZBQ-P-01-15-6		150	

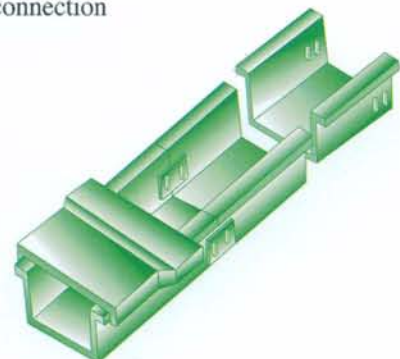
### 阻燃桥架连接方式

Connection of fire retarding supports

插接式  
Socket type connection

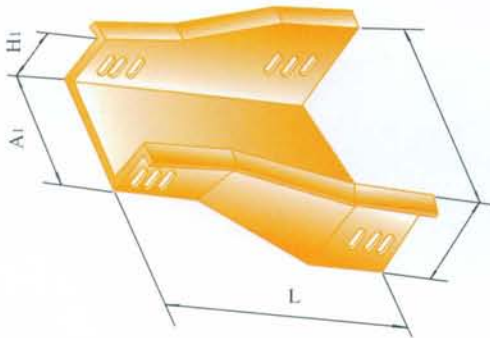



直接式  
Direct connection



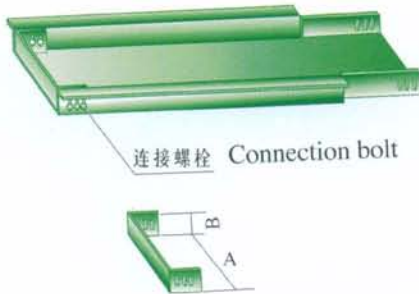


XQJ-ZBQ-C-06C 阻燃槽式异径接头  
XQJ-ZBQ-C-06C Fire retarding reducer connector




序号 No.	型号 Model	规格 A1 × A2-A2 × A2 Size	长度 L Length
1	ZBQ-C-06C-1	50 × 25-100 × 50	200
2	ZBQ-C-06C-2	50 × 25-150 × 75	250
3	ZBQ-C-06C-3	50 × 25-200 × 100	300
4	ZBQ-C-06C-4	50 × 25-250 × 125	350
5	ZBQ-C-06C-5	50 × 25-300 × 150	500
6	ZBQ-C-06C-6	50 × 25-400 × 200	600
7	ZBQ-C-06C-7	50 × 25-500 × 200	700
8	ZBQ-C-06C-8	50 × 25-600 × 200	800
9	ZBQ-C-06C-9	50 × 25-800 × 200	1000
10	ZBQ-C-06C-10	100 × 50-150 × 75	250
11	ZBQ-C-06C-11	100 × 50-200 × 100	300
12	ZBQ-C-06C-12	100 × 50-250 × 125	350
13	ZBQ-C-06C-13	100 × 50-300 × 150	500
14	ZBQ-C-06C-14	100 × 50-400 × 200	600
15	ZBQ-C-06C-15	100 × 50-500 × 200	700
16	ZBQ-C-06C-16	100 × 50-600 × 200	800
17	ZBQ-C-06C-17	100 × 50-800 × 200	1000
18	ZBQ-C-06C-18	150 × 75-200 × 100	250
19	ZBQ-C-06C-19	150 × 75-250 × 125	300
20	ZBQ-C-06C-20	150 × 75-300 × 150	450
21	ZBQ-C-06C-21	150 × 75-400 × 200	550
22	ZBQ-C-06C-22	150 × 75-500 × 200	650
23	ZBQ-C-06C-23	150 × 75-600 × 200	750
24	ZBQ-C-06C-24	150 × 75-800 × 200	900
25	ZBQ-C-06C-25	200 × 100-250 × 125	250
26	ZBQ-C-06C-26	200 × 100-300 × 150	400
27	ZBQ-C-06C-27	200 × 100-400 × 200	500
28	ZBQ-C-06C-28	200 × 100-500 × 200	600
29	ZBQ-C-06C-29	200 × 100-600 × 200	700
30	ZBQ-C-06C-30	200 × 100-800 × 200	900
31	ZBQ-C-06C-31	250 × 125-300 × 150	350
32	ZBQ-C-06C-32	250 × 125-400 × 200	450
33	ZBQ-C-06C-33	250 × 125-500 × 200	550
34	ZBQ-C-06C-34	250 × 125-600 × 200	650
35	ZBQ-C-06C-35	250 × 125-800 × 200	850
36	ZBQ-C-06C-36	300 × 150-400 × 200	500
37	ZBQ-C-06C-37	300 × 150-500 × 200	600
38	ZBQ-C-06C-38	300 × 150-600 × 200	700
39	ZBQ-C-06C-39	300 × 150-800 × 200	900
40	ZBQ-C-06C-40	400 × 200-500 × 200	500
41	ZBQ-C-06C-41	400 × 200-600 × 200	600
42	ZBQ-C-06C-42	400 × 200-800 × 200	800
43	ZBQ-C-06C-43	500 × 200-600 × 200	500
44	ZBQ-C-06C-44	500 × 200-800 × 200	600
45	ZBQ-C-06C-45	600 × 300-800 × 200	700

XQJ-ZBQ-C-01C 封头  
XQJ-ZBQ-C-01C Head



序号 No.	型号 Model	规格 Size	
		A × B	A <sub>1</sub> × B <sub>1</sub>
1	ZBQ-C-01C-1	50 × 25	43 × 20
2	ZBQ-C-01C-2	100 × 50	86 × 44
3	ZBQ-C-01C-3	150 × 75	137 × 68
4	ZBQ-C-01C-4	200 × 100	184 × 90
5	ZBQ-C-01C-5	250 × 125	236 × 114
6	ZBQ-C-01C-6	300 × 150	286 × 140
7	ZBQ-C-01C-7	400 × 200	386 × 186
8	ZBQ-C-01C-8	500 × 200	484 × 186
9	ZBQ-C-01C-9	600 × 200	584 × 184
10	ZBQ-C-01C-10	800 × 200	782 × 184

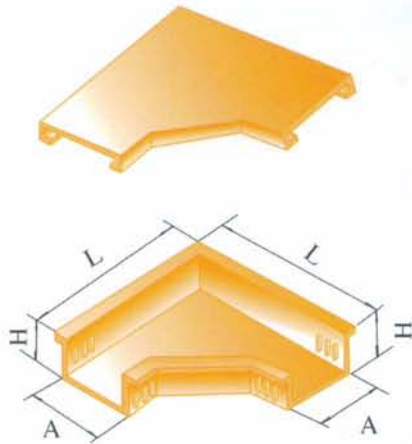
XQJ-ZBQ-C-07 阻燃桥架隔板  
XQJ-ZBQ-C-07 Fire retarding support partition



序号 No.	型号 Model	配套高度 Matching height	h <sub>2</sub> mm
1	ZBQ-C-07-50	50	40
2	ZBQ-C-07-75	75	65
3	ZBQ-C-07-100	100	90
4	ZBQ-C-07-125	125	115
5	ZBQ-C-07-150	150	140
6	ZBQ-C-07-200	200	190

### XQJ-ZBQ-C-02A 阻燃槽式水平弯通

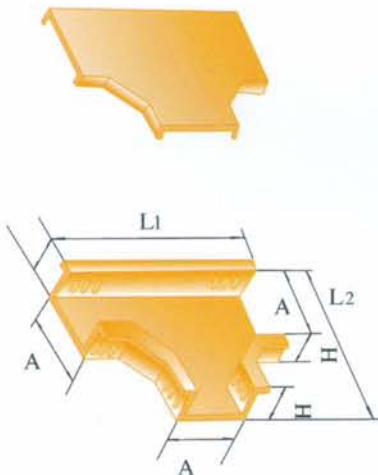
XQJ-ZBQ-C-02A Fire retarding channel type horizontal bend



序号 No.	型号 Model	规格 A × B Size	长度 L Length	厚度 mm Thickness
1	C-02A-1	50 × 25	200	2
2	C-02A-2	100 × 50	250	2.5
3	C-02A-3	150 × 75	325	3.5
4	C-02A-4	200 × 100	400	3.5
5	C-02A-5	250 × 125	475	3.5
6	C-02A-6	300 × 150	550	4.5
7	C-02A-7	400 × 200	700	4.5
8	C-02A-8	500 × 200	800	5.5
9	C-02A-9	600 × 200	900	6.5
10	C-02A-10	800 × 200	1100	7.5

### XQJ-ZBQ-C-03A 阻燃槽式水平三通

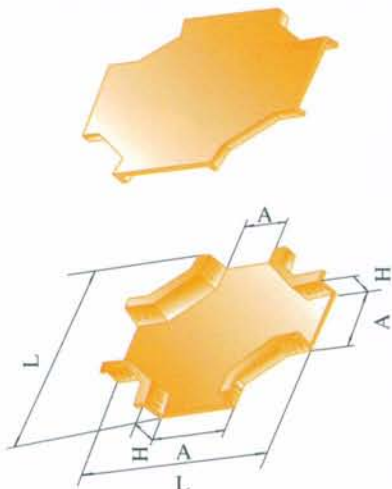
XQJ-ZBQ-C-03A Fire retarding channel type horizontal bend



序号 No.	型号 Model	规格 A × B Size	长度 Length	
			L <sub>1</sub>	L <sub>2</sub>
1	C-03A-1	50 × 25	350	200
2	C-03A-2	100 × 50	400	250
3	C-03A-3	150 × 75	500	325
4	C-03A-4	200 × 100	600	400
5	C-03A-5	250 × 125	700	475
6	C-03A-6	300 × 150	800	550
7	C-03A-7	400 × 200	1000	700
8	C-03A-8	500 × 200	1100	800
9	C-03A-9	600 × 200	1200	900
10	C-03A-10	800 × 200	1400	1000

### XQJ-ZBQ-C-04A 阻燃槽式水平四通


XQJ-ZBQ-C-04A Fire retarding channel type horizontal Cross



序号 No.	型号 Model	规格 A × B Size	长度 L(mm) Length
1	C-04A-1	50 × 25	350
2	C-04A-2	100 × 50	400
3	C-04A-3	150 × 75	500
4	C-04A-4	200 × 100	600
5	C-04A-5	250 × 125	700
6	C-04A-6	300 × 150	800
7	C-04A-7	400 × 200	1000
8	C-04A-8	500 × 200	1100
9	C-04A-9	600 × 200	1200
10	C-04A-10	800 × 200	1400

XQJ-ZBQ-2A-01A 组合式阻燃玻璃钢桥架

XQJ-ZBQ-2A-01A Combined fire retarding FRP piece



序号 No.	型号 Model	规格 b × h Size	备注 Remarks
1	ZBQ-ZH-01A-100	100 × 25	
2	ZBQ-ZH-01A-150	150 × 25	
3	ZBQ-ZH-01A-200	200 × 25	

组合式阻燃玻璃钢桥架 XQJ-ZBQ-2A-01A 组装形式

Assembling form of XQJ-ZBQ-2A-01A combined fire retarding FRP piece



主要技术指标  
Main Technical Data

1. 阻燃性能指标

序号	名称	指标	试验方法
1	氧指数	≥ 31	GB2406-80
2	水平燃烧	I级	GB2408-80
3	垂直燃烧	FY-0级	GB4608-84
4	斜面燃烧	I级	TISA1322-66/1

2. 基本物理性能

序号	名称	指标	试验方法
1	抗压强度	≥ 350kg/cm	GB1448-83
2	抗压强度	≥ 1000kg/cm <sup>2</sup>	GB1447-83
3	抗弯曲强度		GB1449-83
4	抗冲击强度	≥ 80kgcm/cm <sup>2</sup>	GB1451-83
5	线膨胀系数	2.5 × 10 <sup>-5</sup> 1/°C	GB2572-81
6	导热系数	0.36w/(m <sup>2</sup> k)	GB3133-82

3. 密度: 1650~1750 公斤米<sup>3</sup>
4. 阻燃性能: 经 800°C 火源作用 15 分钟
5. 槽盒负载能力: 均布载荷 80kg/m, 集中载荷 180kg/m.
6. 外观光滑、平整、无龟裂。
7. 槽盒屏蔽性能:
8. 使用环境: -40~80°C
9. 温度接地: 槽体内有角钢内敷, 节与节之间用引线相联。

1. Flame-Retardant Property Data

S.N	Description	Data	Test Method
1	Oxygen Index	≥ 31	GB2406-80
2	Horizontal Combustion	Ist Class	GB2408-80
3	Vertical Combustion	Class FY-0	GB4608-84
4	Slope Combustion	Ist Class	TISA1322-66/1

2. Basic Physical Properties

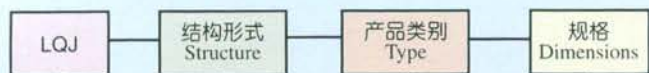
S.N	Description	Data	Test Method
1	Compression Strength	≥ 350kg/cm	GB1448-83
2	Compression Strength	≥ 1000kg/cm <sup>2</sup>	GB1447-83
3	Bending Strength		GB1449-83
4	Resistance to Impact	≥ 80kgcm/cm <sup>2</sup>	GB1451-83
5	Linear Expansion Coefficient	2.5 × 10 <sup>-5</sup> 1/°C	GB2572-81
6	Thermal Conductivity	0.36W/(m <sup>2</sup> k)	GB3133-82

3. Density: 1650-1750 kgm<sup>3</sup>
4. Fire-inhibiting property: 15 minutes under effect of fire at 800 °C
5. Channel loading capacity: 80kg/m for evenly-distributed load, 180kg/m for concentrated load
6. Appearance: Smooth, level without cracks.
7. Channel shielding property:
8. Ambient temperature for application: -40~80°C
9. Temperature earthing: The channel is lined with angle steel and sections are connected with leads.

铝合金抗腐蚀桥架，它具有结构简单、式样新颖、荷载大、重量轻、耐腐蚀。使用寿命长，安装方便。适用于一般环境地区，在沿海临雾地区、高湿度和有腐蚀性环境中，更能显示出它的独特抗腐蚀性能。

The aluminium alloy anti-corrosion cable support system is featured by simple structure, novel style, great loading capacity, small weight, corrosion resistance, long service life and convenient erection. It is applicable to normal environment. And its prominent anti-corrosion property will be shown more clearly when used in salty and foggy coastal areas and highly-humid and corrosive environment.

铝合金电缆桥架型号表示方法 Model expressing method of Al alloy cable support



表示规格或规格编号（用阿拉伯数字表示）  
Dimensions or NO. of Dimensions (Indication ses Arabian numbers)

表示产品类别编号（用阿拉伯数字或英文字母表示）  
Types (Arabian numbers or English letters)

表示铝合金电缆桥架结构形式（用英文字母表示）  
Al alloy structured cable support (English letters)

表示铝合金电缆桥架系列  
Series of Alloy cable support

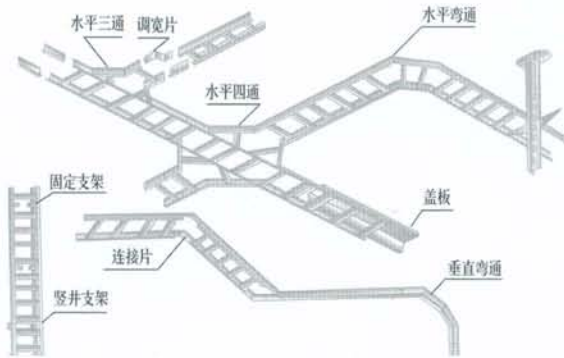
铝合金电缆桥架型号代用表示方法

铝合金电缆桥架在某种结构形式中无其它结构形式中的某一种产品类别，选型可作代用表示。例如：在LQU-CC型槽式铝合金电缆桥架结构形式中，无铝合金配线桥架中的LPC-03D上边垂直三通接头，此时在选型编写时原系列，结构形式、规格不变，只取产品类别编号03D，即表示为LQJ-CC-03D。

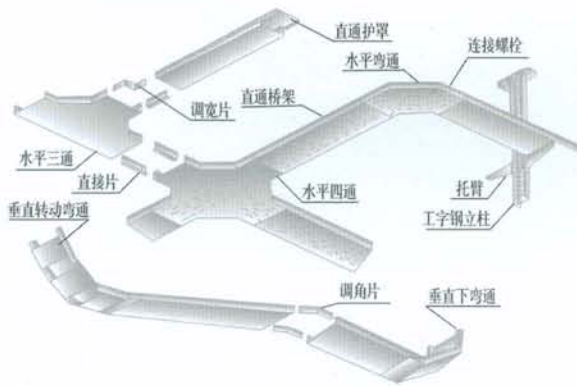
If there is no such identical models in a required circumstance, the choosed models can be used. For example, in the structural form of LQU-CC channel type Al-alloy cable support system, there is no LPC-03D top side vertical tee, but the series or sizes are the same, namely LQJ-CC-03D.

铝合金电缆桥架空间布置示意图  
Spatial Schematic map for Al alloy cable support

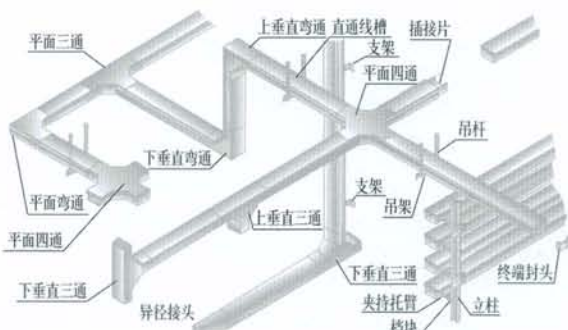
铝合金梯级式电缆桥架空间布置图  
Spatial schematic map for Al alloy ladder-type cable support



铝合金托盘式电缆桥架空间布置图  
Spatial schematic map for Al alloy tray-type cable support

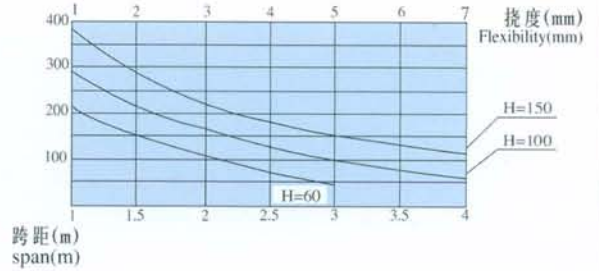


铝合金槽式电缆桥架空间布置图  
Spatial schematic map for Al alloy channel-type cable support



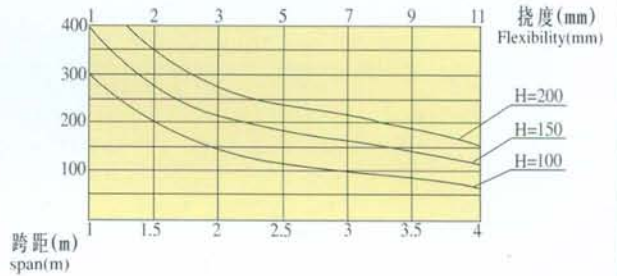
铝合金电缆桥架载荷曲线  
load curve for AL alloy cable support

LQJ-A 型铝合金电缆桥架载荷曲线  
load curve for Type LQJ-A AL alloy cable support



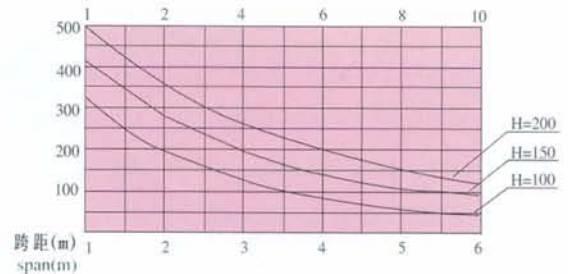
注:支撑跨距推荐规范 < 2000mm  
Notes: Recommended span < 2000mm

LQJ-B 型铝合金电缆桥架载荷曲线  
load curve for Type LQJ-B Al alloy cable support


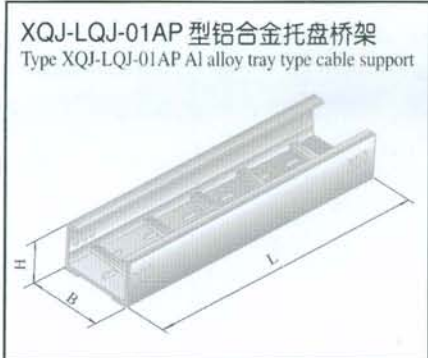


注:支撑跨距推荐规格 < 2000mm  
Notes: Recommended span < 2000mm

LQJ-C 型铝合金电缆桥架载荷曲线  
load curve for type LQJ-C AL alloy cable support



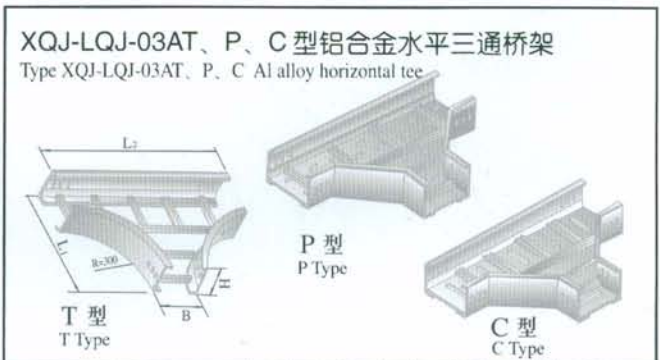
注:支撑跨距推荐规格: 2000 - 3000mm  
(视条件 < 6000mm)  
Notes: Recommended dimension for supporting span: 2000 - 3000mm  
(if possible < 6000mm)



型号 Model	H (mm)	B (mm)	L (mm)	单重 wkg/m	备注 Remarks
LQJ-01AT-62	60	200	2000	5.02	
LQJ-01AT-63		300			
LQJ-01AT-64		400			
LQJ-01AT-65		500			
LQJ-01AT-66		600			
LQJ-01AT-68		800			
LQJ-01AT-102	100	200	2000	5.80	
LQJ-01AT-103		300			
LQJ-01AT-104		400			
LQJ-01AT-105		500			
LQJ-01AT-106		600			
LQJ-01AT-108		800			
LQJ-01AT-152	150	200	2000	6.85	
LQJ-01AT-153		300			
LQJ-01AT-154		400			
LQJ-01AT-155		500			
LQJ-01AT-156		600			
LQJ-01AT-158		800			

型号 Model	H (mm)	B (mm)	L (mm)	单重 wkg/m	备注 Remarks
LQJ-01AP-62	60	200	2000	5.80	B 尺寸在 500 以上的加梯加强节 Ladder rein forcing section is provided for those B with dimension over 500
LQJ-01AP-63		300			
LQJ-01AP-64		400			
LQJ-01AP-65		500			
LQJ-01AP-66		600			
LQJ-01AP-68		800			
LQJ-01AP-102	100	200	2000	6.70	
LQJ-01AP-103		300			
LQJ-01AP-104		400			
LQJ-01AP-105		500			
LQJ-01AP-106		600			
LQJ-01AP-108		800			
LQJ-01AP-152	150	200	2000	7.60	
LQJ-01AP-153		300			
LQJ-01AP-154		400			
LQJ-01AP-155		500			
LQJ-01AP-156		600			
LQJ-01AP-158		800			

型号 Model	H (mm)	B (mm)	L (mm)	单重 wkg/m	备注 Remarks
LQJ-01AC-62	60	200	2000	5.90	B 尺寸在 500 以上的加梯加强节 Ladder rein forcing section is provided for those B with dimension over 500
LQJ-01AC-63		300			
LQJ-01AC-64		400			
LQJ-01AC-65		500			
LQJ-01AC-66		600			
LQJ-01AC-68		800			
LQJ-01AC-102	100	200	2000	6.80	
LQJ-01AC-103		300			
LQJ-01AC-104		400			
LQJ-01AC-105		500			
LQJ-01AC-106		600			
LQJ-01AC-108		800			
LQJ-01AC-152	150	200	2000	7.70	
LQJ-01AC-153		300			
LQJ-01AC-154		400			
LQJ-01AC-155		500			
LQJ-01AC-156		600			
LQJ-01AC-158		800			

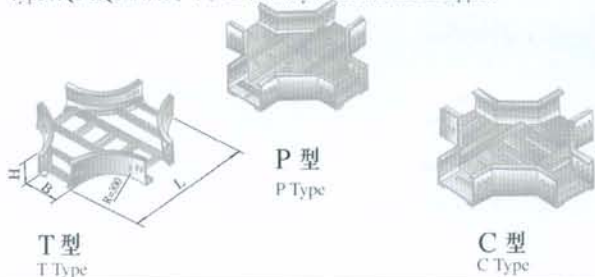


型号 Model	H (mm)	B (mm)	L (mm)	单件重量(wkg)Weight		
				T型Type	P型Type	C型Type
T	60	200	600	5.20	5.40	6.00
		300	700	6.40	8.00	9.40
		400	800	7.50	10.60	12.50
		500	900	8.40	13.40	16.60
		600	1000	10.80	19.20	22.30
		800	1200	13.90	23.10	28.10
P	100	200	700	6.10	6.10	7.50
		300	800	7.30	8.80	10.80
		400	900	8.50	11.40	13.90
		500	1000	9.60	14.40	17.00
		600	1100	12.20	19.10	21.30
		800	1300	16.30	24.30	27.10
C	150	200	700	7.80	8.20	10.20
		300	800	9.20	11.30	13.50
		400	900	10.50	14.20	16.80
		500	1000	11.80	17.30	20.10
		600	1100	14.30	24.90	27.90
		800	1300	16.60	28.30	30.10

型号 Model	H (mm)	B (mm)	L1 (mm)	L2 (mm)	单件重量(wkg)		
					T型Type	P型Type	C型Type
T	60	200	600	1000	9.80	10.90	
		300	700	1100	11.50	14.40	
		400	800	1200	13.00	17.30	
		500	900	1300	14.90	20.30	
		600	1000	1400	18.00	27.30	
		800	1200	1600	20.10	30.10	
P	100	200	700	1200	10.90	12.80	
		300	800	1300	12.70	16.50	
		400	900	1400	14.40	19.50	
		500	1000	1500	16.00	22.80	
		600	1100	1600	19.40	30.00	
		800	1300	1800	22.30	34.10	
C	150	200	700	1200	13.90	17.80	
		300	800	1300	15.60	22.10	
		400	900	1400	17.40	25.70	
		500	1000	1500	19.10	29.60	
		600	1100	1600	22.50	37.60	
		800	1300	1800	25.60	43.80	

## XQJ-LQJ-04AT、P、C型铝合金水平四通桥架

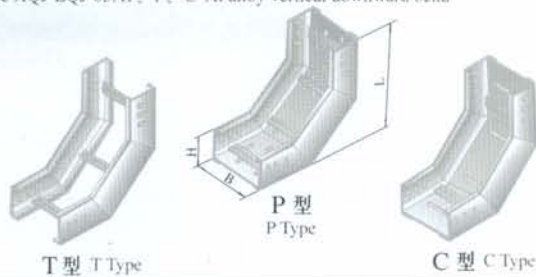
Type XQJ-LQJ-04AT、P、C Al alloy horizontal cross support



型号 Model	H (mm)	B (mm)	L (mm)	单件重量(wkg)		备注 Remarks
				T型 Type	PC型 Type	
T	60	200	1000	13.90	11.10	P、C型B尺寸在500以上的加用梯级加强节 Ladder rein forcing section is provided for those B with dimension over 500
P		300	1100	16.20	14.80	
C		400	1200	18.30	17.60	
型		500	1300	20.10	20.70	
		600	1400	24.30	27.30	
		800	1600	28.10	30.10	
T	100	200	1200	15.10	12.10	
P		300	1300	17.30	15.70	
C		400	1400	19.30	18.50	
型		500	1500	21.40	21.60	
		600	1600	25.50	28.30	
		800	1800	28.10	30.10	
T	150	200	1200	19.10	16.20	
P		300	1300	21.20	20.40	
C		400	1400	23.10	23.60	
型		500	1500	25.30	27.10	
		600	1600	29.40	34.50	
		800	1800	32.10	38.20	

## XQJ-LQJ-05AT、P、C型铝合金垂直下弯通

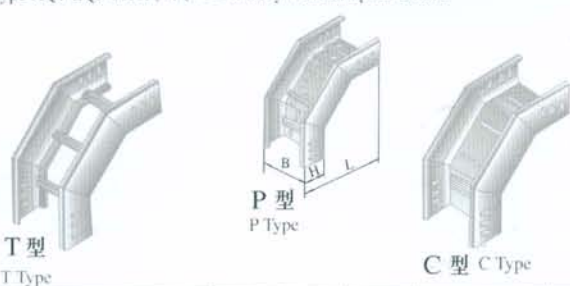
Type XQJ-LQJ-05AT、P、C Al alloy vertical downward bend



型号 Model	H (mm)	B (mm)	L (mm)	单件重量(wkg)		备注 Remarks
				T型 Type	PC型 Type	
T	60	200	360	3.80	4.10	P、C型B尺寸在500以上的加用梯级加强节 Ladder rein forcing section is provided for those B with dimension over 500
P		300		4.10	5.20	
C		400		5.00	6.30	
型		500		6.20	7.60	
		600		6.80	8.90	
		800		7.60	10.10	
T	100	200	400	4.10	4.80	
P		300		5.00	6.10	
C		400		6.10	7.00	
型		500		6.40	8.00	
		600		7.00	9.80	
		800		8.10	11.20	
T	150	200	600	6.00	7.40	
P		300		6.50	9.20	
C		400		7.10	10.40	
型		500		7.70	11.70	
		600		8.80	14.20	
		800		10.10	16.40	

## XQJ-LQJ-06AT、P、C型铝合金垂直上弯通

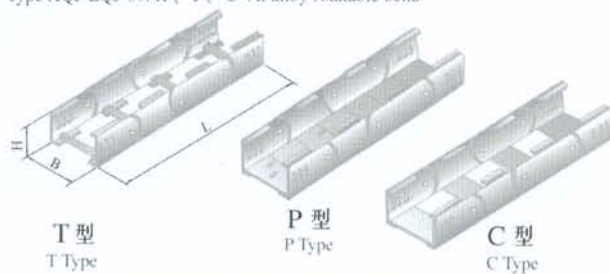
Type XQJ-LQJ-06AT、P、C Al alloy vertical upward bend



型号 Model	H (mm)	B (mm)	L (mm)	单件重量(wkg)		备注 Remarks
				T型 Type	PC型 Type	
T	60	200	360	3.80	4.10	P、C型B尺寸在500以上的加用梯级加强节 Ladder rein forcing section is provided for those B with dimension over 500
P		300		4.10	5.20	
C		400		5.00	6.30	
型		500		6.20	7.60	
		600		6.80	8.90	
		800		7.60	10.10	
T	100	200	400	4.10	4.80	
P		300		5.00	6.10	
C		400		6.10	7.00	
型		500		6.40	8.00	
		600		7.00	9.80	
		800		8.10	11.20	
T	150	200	600	6.00	7.40	
P		300		6.50	9.20	
C		400		7.10	10.40	
型		500		7.70	11.70	
		600		8.80	14.20	
		800		10.10	16.40	

## XQJ-LQJ-07AT、P、C型铝合金转动弯通

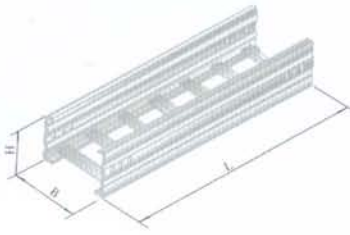
Type XQJ-LQJ-07AT、P、C Al alloy rotatable bend



型号 Model	H (mm)	B (mm)	L (mm)	单件重量(wkg)		备注 Remarks
				T型 Type	PC型 Type	
T	60	200	600	5.40	6.00	P、C型B尺寸在500以上的加用梯级加强节 Ladder rein forcing section is provided for those B with dimension over 500
P		300		6.20	7.20	
C		400		6.90	8.10	
型		500		7.70	9.50	
		600		9.20	11.80	
		800		11.50	14.80	
T	100	200	800	6.70	7.20	
P		300		7.40	9.20	
C		400		8.20	10.20	
型		500		9.00	11.70	
		600		10.50	13.80	
		800		12.10	15.40	
T	150	200	1200	9.20	11.60	
P		300		10.00	13.00	
C		400		10.80	13.40	
型		500		11.50	15.00	
		600		13.00	16.90	
		800		15.10	19.30	

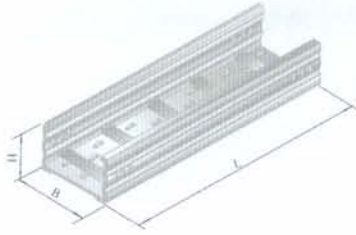


XQJ-LQJ-01BT 型铝合金梯级桥架  
Type XQJ-LQJ-01BT Al alloy ladder type cable support



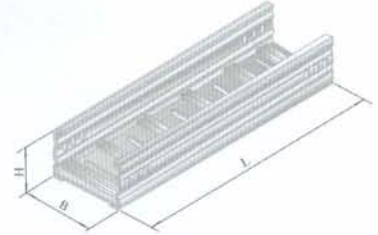
型号 Model	H (mm)	B (mm)	L (mm)	单重 wkg/m	备注 Remarks	
LQJ-01BT-102	100	200		5.20		
LQJ-01BT-103		300	2000	6.00		
LQJ-01BT-104		400	3000	6.80		
LQJ-01BT-105		500		7.50		
LQJ-01BT-106		600	4000	9.00		
LQJ-01BT-108		800		11.20		
LQJ-01BT-152		150	200		6.80	
LQJ-01BT-153			300	2000	7.50	
LQJ-01BT-154	400			8.20		
LQJ-01BT-155	500		3000	9.00		
LQJ-01BT-156	600		4000	10.60		
LQJ-01BT-158	800			13.10		
LQJ-01BT-202	200		200		9.00	
LQJ-01BT-203			300	2000	9.80	
LQJ-01BT-204		400		10.60		
LQJ-01BT-205		500	3000	11.40		
LQJ-01BT-206		600	4000	12.60		
LQJ-01BT-208		800		14.80		

XQJ-LQJ-01BP 型铝合金托盘桥架  
Type XQJ-LQJ-01BP Al alloy tray type cable support



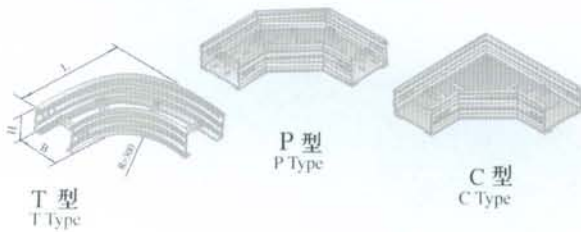
型号 Model	H (mm)	B (mm)	L (mm)	单重 wkg/m	备注 Remarks		
LQJ-01BP-102	100	200		6.50			
LQJ-01BP-103		300	2000	7.80	B 尺寸在 500 以上的加用梯级加强节		
LQJ-01BP-104		400	3000	9.00			
LQJ-01BP-105		500		10.20			
LQJ-01BP-106		600	4000	12.70			
LQJ-01BP-108		800		14.20			
LQJ-01BP-152		150	200			6.70	Ladder reinforcement section is provided for those B with dimension over 500
LQJ-01BP-153			300	2000		9.50	
LQJ-01BP-154	400			10.70			
LQJ-01BP-155	500		3000	11.90			
LQJ-01BP-156	600		4000	14.30			
LQJ-01BP-158	800			16.70			
LQJ-01BP-202	200		200		8.90		
LQJ-01BP-203			300	2000	9.90		
LQJ-01BP-204		400		12.70			
LQJ-01BP-205		500	3000	14.10			
LQJ-01BP-206		600	4000	16.50			
LQJ-01BP-208		800		18.60			

XQJ-LQJ-01BC 型铝合金槽式桥架  
Type XQJ-LQJ-01BC Al alloy Channel type cable support



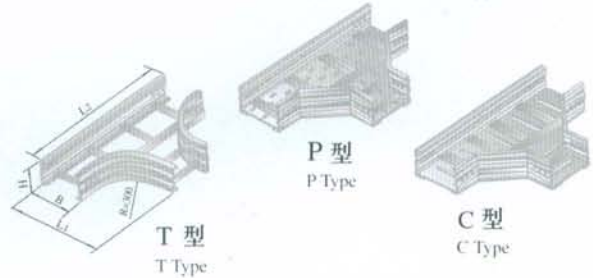
型号 Model	H (mm)	B (mm)	L (mm)	单重 wkg/m	备注 Remarks		
LQJ-01BC-102	100	200		6.50			
LQJ-01BC-103		300	2000	7.80	B 尺寸在 500 以上的加用梯级加强节		
LQJ-01BC-104		400	3000	9.00			
LQJ-01BC-105		500		10.20			
LQJ-01BC-106		600	4000	12.70			
LQJ-01BC-108		800		14.40			
LQJ-01BC-152		150	200			7.80	Ladder reinforcement section is provided for those B with dimension over 500
LQJ-01BC-153			300	2000		9.50	
LQJ-01BC-154	400			10.70			
LQJ-01BC-155	500		3000	11.90			
LQJ-01BC-156	600		4000	14.40			
LQJ-01BC-158	800			16.50			
LQJ-01BC-202	200		200		9.90		
LQJ-01BC-203			300	2000	11.70		
LQJ-01BC-204		400		12.90			
LQJ-01BC-205		500	3000	14.10			
LQJ-01BC-206		600	4000	16.50			
LQJ-01BC-208		800		18.20			

XQJ-LQJ-02BT、P、C 型铝合金水平弯通桥架  
Type XQJ-LQJ-02BT、P、C Al alloy horizontal bend cable support



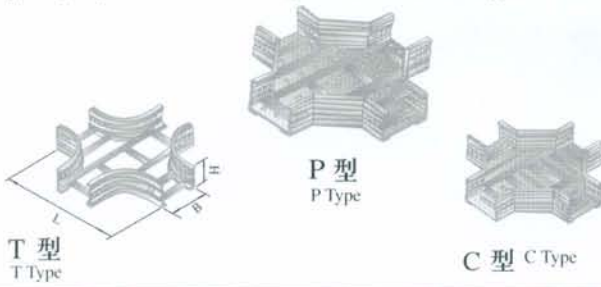
	型号 Model	H (mm)	B (mm)	L (mm)	单件重量(wkg)			
					T型Type	P型Type	C型Type	
T P C 型	LQJ-02B-102	100	200	600	4.90	5.80	6.80	
	LQJ-02B-103		300	700	5.90	8.60	10.00	
	LQJ-02B-104		400	800	6.90	11.10	13.00	
	LQJ-02B-105		500	900	7.90	14.20	16.50	
	LQJ-02B-106		600	1000	9.90	20.90	23.80	
	LQJ-02B-108		800	1200	10.90	23.20	26.10	
T P C 型	LQJ-02B-152	150	200	700	7.80	8.40	9.80	
	LQJ-02B-153		300	800	8.50	11.60	13.50	
	LQJ-02B-154		400	900	9.60	14.60	16.80	
	LQJ-02B-155		500	1000	10.70	17.90	20.30	
	LQJ-02B-156		600	1100	13.00	25.50	28.50	
	LQJ-02B-158		800	1300	14.80	28.10	31.40	
T P C 型	LQJ-02B-202	200	200	700	9.80	10.50	11.80	
	LQJ-02B-203		300	800	11.10	13.90	15.40	
	LQJ-02B-204		400	900	12.40	17.00	19.10	
	LQJ-02B-205		500	1000	13.70	20.50	23.00	
	LQJ-02B-206		600	1100	16.10	28.50	31.90	
	LQJ-02B-208		800	1300	18.40	31.10	35.40	

XQJ-LQJ-03BT、P、C 型铝合金水平三通桥架  
Type XQJ-LQJ-03BT、P、C Al alloy horizontal tee cable support



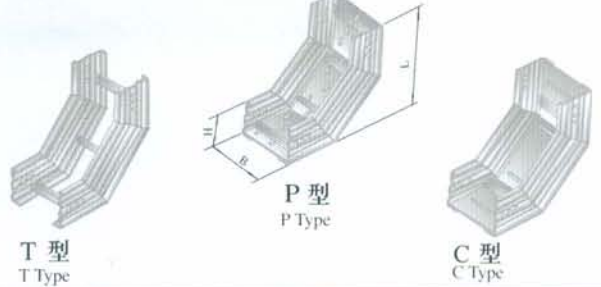
	型号 Type	H (mm)	B (mm)	L1 (mm)	L2 (mm)	单件重量(wkg)		
						T型Type	P型Type	C型Type
T P C 型	LQJ-03B-102	100	200	600	1000	9.20	8.50	
	LQJ-03B-103		300	700	1100	11.20	11.50	
	LQJ-03B-104		400	800	1200	12.70	14.00	
	LQJ-03B-105		500	900	1300	14.20	16.60	
	LQJ-03B-106		600	1000	1400	17.10	22.60	
	LQJ-03B-108		800	1200	1600	19.80	25.40	
T P C 型	LQJ-03B-152	150	200	700	1200	13.50	12.40	
	LQJ-03B-153		300	800	1300	15.10	16.00	
	LQJ-03B-154		400	900	1400	16.60	18.80	
	LQJ-03B-155		500	1000	1500	18.20	21.80	
	LQJ-03B-156		600	1100	1600	21.30	28.60	
	LQJ-03B-158		800	1300	1800	24.20	31.10	
T P C 型	LQJ-03B-202	200	200	700	1200	16.80	15.10	
	LQJ-03B-203		300	800	1300	18.50	18.80	
	LQJ-03B-204		400	900	1400	20.10	21.70	
	LQJ-03B-205		500	1000	1500	21.80	24.90	
	LQJ-03B-206		600	1100	1600	25.20	31.80	
	LQJ-03B-208		800	1300	1800	28.10	34.10	

XQJ-LQJ-04BT、P、C型铝合金水平四通桥架  
Type XQJ-LQJ-04BT、P、C Al alloy horizontal cross cable support



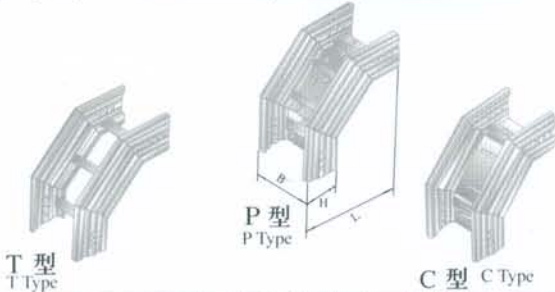
型号 Model	H (mm)	B (mm)	L (mm)	单件重量(wkg)		备注 Remarks	
				T型Type	P/C型Type		
T	100	200	1000	13.85	11.45	P、C型尺寸在500以上的加梯加强节 Ladder rein forcing section is provided for those B with dimension over 500	
P		300	1100	15.80	15.00		
C		400	1200	17.70	17.90		
型	150	500	1300	19.60	20.85		
		600	1400	23.45	27.60		
		800	1600	28.20	37.40		
T	200	200	1200	18.70	16.10		Ladder rein forcing section is provided for those B with dimension over 500
P		300	1300	20.60	20.40		
C		400	1400	22.50	23.70		
型	150	500	1500	23.70	27.10		
		600	1600	28.30	34.55		
		800	1800	32.10	40.60		
T	200	200	1200	22.45	19.15	Ladder rein forcing section is provided for those B with dimension over 500	
P		300	1300	24.40	23.40		
C		400	1400	26.30	26.65		
型	200	500	1500	28.20	30.10		
		600	1600	32.10	37.60		
		800	1800	35.50	45.12		

XQJ-LQJ-05BT、P、C型铝合金垂直下弯通  
Type XQJ-LQJ-05BT、P、C Al alloy vertical downward bend



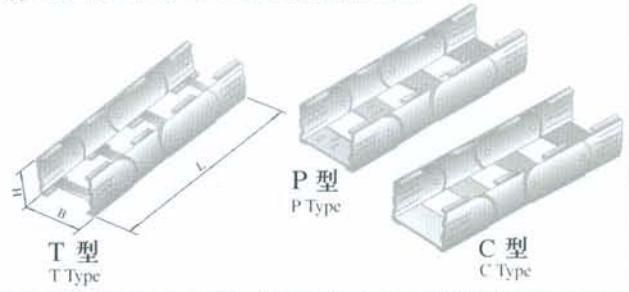
型号 Model	H (mm)	B (mm)	L (mm)	单件重量(wkg)		备注 Remarks	
				T型Type	P/C型Type		
T	100	200	400	3.60	4.35	P、C型尺寸在500以上的加梯加强节 Ladder rein forcing section is provided for those B with dimension over 500	
P		300		4.20	5.60		
C		400		4.80	6.60		
型	150	500	600	5.30	7.55		
		600	600	6.50	9.40		
		800	800	7.80	11.00		
T	200	200	600	6.00	7.50		Ladder rein forcing section is provided for those B with dimension over 500
P		300		6.55	9.10		
C		400		7.10	10.50		
型	150	500	600	7.70	11.70		
		600	600	8.85	14.10		
		800	800	10.00	17.40		
T	200	200	650	8.60	10.25	Ladder rein forcing section is provided for those B with dimension over 500	
P		300		9.10	12.10		
C		400		9.70	13.40		
型	200	500	650	10.30	14.70		
		600	600	11.50	17.35		
		800	800	12.75	21.05		

XQJ-LQJ-06BT、P、C型铝合金垂直上弯通  
Type XQJ-LQJ-06BT、P、C Al alloy vertical upward bend



型号 Model	H (mm)	B (mm)	L (mm)	单件重量(wkg)		备注 Remarks	
				T型Type	P/C型Type		
T	100	200	400	3.60	3.95	P、C型尺寸在500以上的加梯加强节 Ladder rein forcing section is provided for those B with dimension over 500	
P		300		4.15	4.95		
C		400		4.80	5.80		
型	150	500	600	5.30	6.50		
		600	600	6.50	8.10		
		800	800	7.60	9.80		
T	200	200	600	6.00	6.90		Ladder rein forcing section is provided for those B with dimension over 500
P		300		6.55	8.15		
C		400		7.10	9.10		
型	150	500	600	7.70	10.10		
		600	600	8.85	12.05		
		800	800	9.90	14.10		
T	200	200	650	8.55	9.10	Ladder rein forcing section is provided for those B with dimension over 500	
P		300		9.10	10.70		
C		400		9.70	11.70		
型	200	500	650	10.30	12.70		
		600	600	11.45	14.70		
		800	800	12.80	16.80		

XQJ-LQJ-07BT、P、C型铝合金转动弯通  
Type XQJ-LQJ-07BT、P、C Al alloy rotatable bend



型号 Model	H (mm)	B (mm)	L (mm)	单件重量(wkg)		备注 Remarks	
				T型Type	P/C型Type		
T	100	200	600	5.75	7.10	Ladder rein forcing section is provided for those B with dimension over 500	
P		300		6.60	8.00		
C		400		7.30	9.10		
型	150	500	800	8.10	10.15		
		600	800	9.60	12.00		
		800	800	11.20	13.40		
T	200	200	800	9.15	10.55		Ladder rein forcing section is provided for those B with dimension over 500
P		300		10.00	11.40		
C		400		10.70	13.00		
型	150	500	800	11.45	14.20		
		600	600	13.00	16.00		
		800	800	14.50	18.10		
T	200	200	1200	13.00	14.60	Ladder rein forcing section is provided for those B with dimension over 500	
P		300		13.85	15.70		
C		400		14.10	17.10		
型	200	500	1200	15.10	18.85		
		600	600	16.00	20.00		
		800	800	17.10	22.05		

**XQJ-LQJ-01CT 型铝合金梯级桥架**  
Type XQJ-LQJ-01CT Al alloy ladder type cable support



型号 Model	H (mm)	B (mm)	L (mm)	单重 wkg/m	备注 Remarks		
LQJ-01CT-102	112	200	2000	5.60			
LQJ-01CT-103		300	3000	6.40			
LQJ-01CT-104		400	4000	7.20			
LQJ-01CT-105		500	5000	8.00			
LQJ-01CT-106		600	6000	9.50			
LQJ-01CT-108		800	6000	11.00			
LQJ-01CT-152		162	200	2000		7.10	
LQJ-01CT-153			300	3000		7.90	
LQJ-01CT-154	400		4000	8.65			
LQJ-01CT-155	500		5000	9.40			
LQJ-01CT-156	600		5000	11.00			
LQJ-01CT-158	800		6000	12.60			
LQJ-01CT-202	212		200	2000	9.30		
LQJ-01CT-203			300	3000	10.05		
LQJ-01CT-204		400	4000	11.00			
LQJ-01CT-205		500	4000	11.60			
LQJ-01CT-206		600	5000	13.00			
LQJ-01CT-208		800	6000	15.40			

**XQJ-LQJ-01CP 型铝合金托盘桥架**  
Type XQJ-LQJ-01CP Al alloy tray type cable support



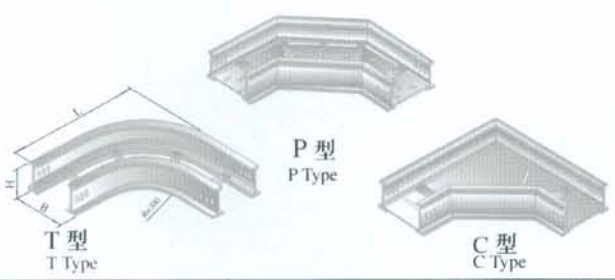
型号 Model	H (mm)	B (mm)	L (mm)	单重 wkg/m	备注 Remarks		
LQJ-01CP-102	112	200	2000	6.59	B 尺寸在 500 以上的加用梯级加强节		
LQJ-01CP-103		300	3000	8.75			
LQJ-01CP-104		400	4000	10.00			
LQJ-01CP-105		500	5000	11.20			
LQJ-01CP-106		600	5000	13.70			
LQJ-01CP-108		800	6000	16.20			
LQJ-01CP-152		162	200	2000		8.40	Ladder rein forcing section as provided for those B with dimension over 500
LQJ-01CP-153			300	3000		10.20	
LQJ-01CP-154	400		4000	11.40			
LQJ-01CP-155	500		5000	12.65			
LQJ-01CP-156	600		5000	15.10			
LQJ-01CP-158	800		6000	17.60			
LQJ-01CP-202	212		200	2000	10.50		
LQJ-01CP-203			300	3000	12.40		
LQJ-01CP-204		400	4000	13.60			
LQJ-01CP-205		500	4000	14.80			
LQJ-01CP-206		600	5000	17.25			
LQJ-01CP-208		800	6000	19.60			

**XQJ-LQJ-01CC 型铝合金槽式桥架**  
Type XQJ-LQJ-01CC Al alloy channel type cable support



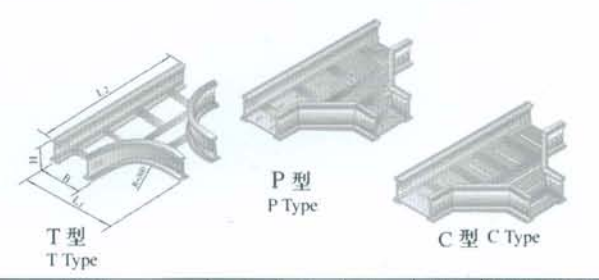
型号 Model	H (mm)	B (mm)	L (mm)	单重 wkg/m	备注 Remarks		
LQJ-01CC-102	112	200	2000	5.85	B 尺寸在 500 以上的加用梯级加强节		
LQJ-01CC-103		300	3000	7.00			
LQJ-01CC-104		400	4000	8.80			
LQJ-01CC-105		500	4000	11.20			
LQJ-01CC-106		600	5000	13.65			
LQJ-01CC-108		800	6000	16.05			
LQJ-01CC-152		162	200	2000		8.40	Ladder rein forcing section as provided for those B with dimension over 500
LQJ-01CC-153			300	3000		10.20	
LQJ-01CC-154	400		4000	11.40			
LQJ-01CC-155	500		5000	12.60			
LQJ-01CC-156	600		5000	15.10			
LQJ-01CC-158	800		6000	17.60			
LQJ-01CC-202	212		200	2000	10.50		
LQJ-01CC-203			300	3000	12.40		
LQJ-01CC-204		400	4000	13.60			
LQJ-01CC-205		500	4000	14.80			
LQJ-01CC-206		600	5000	17.25			
LQJ-01CC-208		800	6000	21.00			

**XQJ-LQJ-02CT、P、C 型铝合金水平弯通桥架**  
Type XQJ-LQJ-02CT、P、C Al alloy horizontal bend cable support



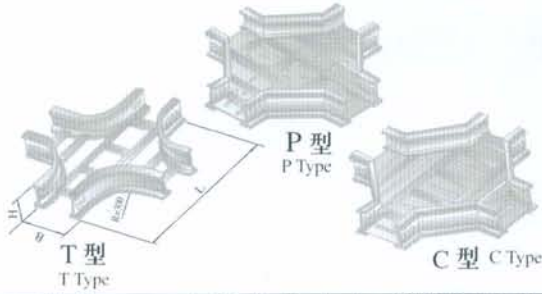
型号 Model	H (mm)	B (mm)	L (mm)	单件重量(wkg)		
				T型Type	P型Type	C型Type
T	112	200	600	5.35	6.70	7.79
		300	700	6.25	9.80	11.00
		400	800	7.40	12.50	14.00
		500	900	8.45	15.00	17.50
		600	1000	10.50	22.70	24.90
		800	1200	12.70	28.40	31.25
P	162	200	700	7.60	9.45	10.75
		300	800	8.75	13.00	14.60
		400	900	9.90	16.00	17.20
		500	1000	11.05	19.40	21.50
		600	1100	13.35	27.20	30.20
		800	1300	16.00	35.40	39.10
C	212	200	700	10.00	11.50	13.00
		300	800	11.30	15.20	17.20
		400	900	12.60	18.40	20.90
		500	1000	13.90	22.50	25.50
		600	1100	16.60	30.10	33.70
		800	1300	19.80	37.60	41.90

**XQJ-LQJ-03CT、P、C 型铝合金水平三通桥架**  
Type XQJ-LQJ-03CT、P、C Al alloy horizontal tee cable support



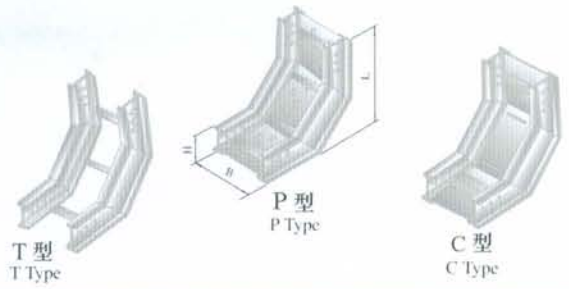
型号 Model	H (mm)	B (mm)	L1 (mm)	L2 (mm)	单件重量(wkg)		
					T型Type	P型Type	C型Type
T	112	200	600	1000	10.25	10.75	
		300	700	1100	11.75	12.80	
		400	800	1200	13.30	15.00	
		500	900	1300	14.80	17.80	
		600	1000	1400	17.80	23.80	
		800	1200	1600	20.10	29.20	
P	162	200	700	1200	13.80	13.20	
		300	800	1300	15.40	16.90	
		400	900	1400	17.00	19.80	
		500	1000	1500	18.60	22.90	
		600	1100	1600	21.75	29.70	
		800	1300	1800	24.80	35.40	
C	212	200	700	1200	15.10	16.00	
		300	800	1300	17.11	19.70	
		400	900	1400	19.50	22.80	
		500	1000	1500	22.20	25.90	
		600	1100	1600	25.60	33.00	
		800	1300	1800	29.00	40.10	

XQJ-LQJ-04CT、P、C型铝合金水平四通桥架  
Type XQJ-LQJ-04CT、P、C Al alloy horizontal cross cable support



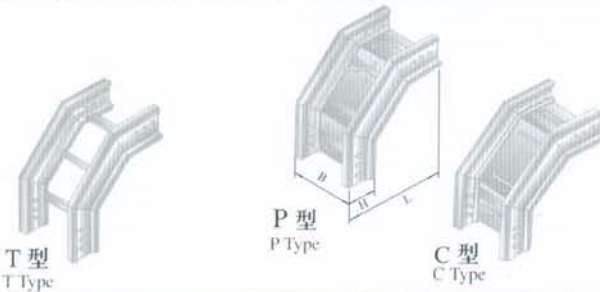
型号 Model	H (mm)	B (mm)	L (mm)	单件重量(wkg)		备注 Remarks	
				T型Type	P/C型Type		
T	112	200	1000	14.50	18.70	P、C型尺寸在500以上的用梯级加强节 Ladder rein forcing section is provided for those B with dimension over 500	
P		300	1100	16.40	21.80		
C		400	1200	18.30	28.40		
型	162	500	1300	20.25	31.60		
		600	1400	24.10	34.20		
		800	1600	27.25	36.90		
T	162	200	1200	17.20	21.20		Ladder rein forcing section is provided for those B with dimension over 500
P		300	1300	21.10	24.40		
C		400	1400	23.00	27.90		
型	212	500	1500	24.90	35.40		
		600	1600	28.80	39.10		
		800	1800	32.90	43.75		
T	212	200	1200	22.90	24.40	Ladder rein forcing section is provided for those B with dimension over 500	
P		300	1300	24.80	27.90		
C		400	1400	26.70	35.40		
型	212	500	1500	28.65	39.10		
		600	1600	32.50	42.75		
		800	1800	36.90	48.40		

XQJ-LQJ-05CT、P、C型铝合金垂直下弯通  
Type XQJ-LQJ-05CT、P、C Al alloy vertical downward bend



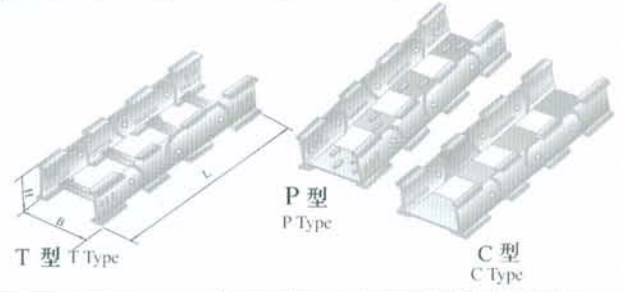
型号 Model	H (mm)	B (mm)	L (mm)	单件重量(wkg)		备注 Remarks	
				T型Type	P/C型Type		
T	112	200	412	3.95	5.10	P、C型尺寸在500以上的用梯级加强节 Ladder rein forcing section is provided for those B with dimension over 500	
P		300		4.55	6.50		
C		400		5.15	7.45		
型	162	500	5.70	8.45			
		600	6.85	10.35			
		800	7.50	13.00			
T	162	200	612	6.30	8.25		Ladder rein forcing section is provided for those B with dimension over 500
P		300		6.80	10.10		
C		400		7.45	11.35		
型	212	500	8.05	12.55			
		600	9.15	15.10			
		800	10.20	17.20			
T	212	200	662	8.95	10.10	Ladder rein forcing section is provided for those B with dimension over 500	
P		300		10.10	13.15		
C		400		10.80	14.50		
型	212	500	11.95	15.85			
		600	12.95	18.50			
		800	14.10	21.40			

XQJ-LQJ-06CT、P、C型铝合金垂直上弯通  
Type XQJ-LQJ-06CT、P、C Al alloy vertical upward bend



型号 Model	H (mm)	B (mm)	L (mm)	单件重量(wkg)		备注 Remarks	
				T型Type	P/C型Type		
T	112	200	400	3.95	4.65	P、C型尺寸在500以上的用梯级加强节 Ladder rein forcing section is provided for those B with dimension over 500	
P		300		4.55	5.75		
C		400		5.15	6.55		
型	162	500	5.70	7.30			
		600	6.85	8.85			
		800	7.50	10.20			
T	162	200	600	6.30	7.30		Ladder rein forcing section is provided for those B with dimension over 500
P		300		6.80	9.10		
C		400		7.45	10.00		
型	212	500	8.05	11.00			
		600	9.15	13.00			
		800	10.20	15.20			
T	212	200	650	8.95	10.30	Ladder rein forcing section is provided for those B with dimension over 500	
P		300		9.50	11.75		
C		400		10.10	12.70		
型	212	500	10.65	13.65			
		600	11.80	15.65			
		800	12.95	18.40			

XQJ-LQJ-07CT、P、C型铝合金转动弯通  
Type XQJ-LQJ-07CT、P、C Al alloy rotatable bend



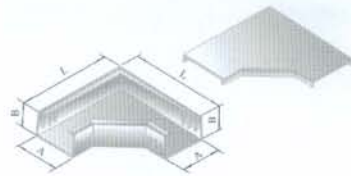
型号 Model	H (mm)	B (mm)	L (mm)	单件重量(wkg)		备注 Remarks	
				T型Type	P/C型Type		
T	112	200	600	6.15	7.20	Ladder rein forcing section is provided for those B with dimension over 500	
P		300		6.90	8.20		
C		400		7.70	9.10		
型	162	500	8.45	10.85			
		600	10.00	11.30			
		800	12.10	14.20			
T	162	200	800	9.50	10.45		Ladder rein forcing section is provided for those B with dimension over 500
P		300		10.30	11.80		
C		400		11.40	12.90		
型	212	500	11.90	13.60			
		600	13.40	15.25			
		800	15.35	17.15			
T	212	200	1200	13.80	15.30	Ladder rein forcing section is provided for those B with dimension over 500	
P		300		14.60	16.95		
C		400		15.40	17.95		
型	212	500	16.10	18.40			
		600	17.65	20.15			
		800	19.20	22.10			

**XQJ-LPC-01A 型铝合金配线槽**  
Type XQJ-LPC-01A Al alloy cable duct



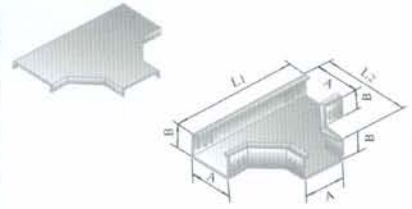
型号 Model	A (mm)	B (mm)	重量 w(kg)	备注 Remarks
LPC-01A-1	50	25	4.30	
LPC-01A-2	80	40	5.10	
LPC-01A-3	100	50	6.10	
LPC-01A-4	120	60	7.25	
LPC-01A-5	150	75	9.15	
LPC-01A-6	200	100	11.10	
LPC-01A-7	250	125	13.25	
LPC-01A-8	300	150	15.50	

**XQJ-LPC-02A 型铝合金水平弯通配线槽**  
Type XQJ-LPC-02A Al alloy horizontal bend cable duct



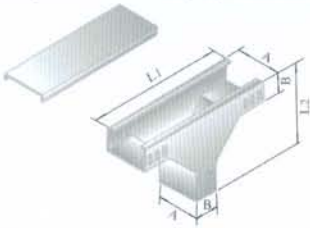
型号 Model	A (mm)	B (mm)	L (mm)	重量 w(kg)
LPC-02A-1	50	25	150	1.25
LPC-02A-2	80	40	280	2.15
LPC-02A-3	100	50	300	2.50
LPC-02A-4	120	60	320	2.80
LPC-02A-5	150	75	350	4.40
LPC-02A-6	200	100	450	5.80
LPC-02A-7	250	125	500	6.30
LPC-02A-8	300	150	650	7.20

**XQJ-LPC-03A 型铝合金水平三通配线槽**  
Type XQJ-LPC-03A Al alloy horizontal tee cable duct



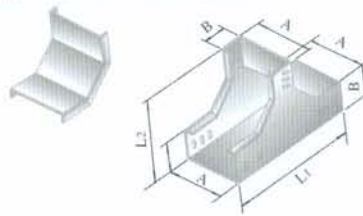
型号 Model	A (mm)	B (mm)	L1 (mm)	L2 (mm)	重量 w(kg)
LPC-03A-1	50	25	250	150	2.67
LPC-03A-2	80	40	480	280	3.03
LPC-03A-3	100	50	500	300	3.40
LPC-03A-4	120	60	520	320	4.00
LPC-03A-5	150	75	550	350	6.25
LPC-03A-6	200	100	700	450	8.55
LPC-03A-7	250	125	750	500	11.05
LPC-03A-8	300	150	1000	650	14.10

**XQJ-LPC-03B 型铝合金上垂直三通**  
Type XQJ-LPC-03B Al alloy upward vertical tee



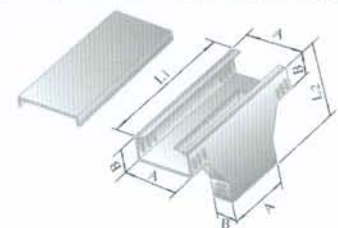
型号 Model	A (mm)	B (mm)	L1 (mm)	L2 (mm)	重量 w(kg)
LPC-03B-1	50	25	225	125	1.84
LPC-03B-2	80	40	440	240	2.20
LPC-03B-3	100	50	450	250	2.85
LPC-03B-4	120	60	460	260	3.30
LPC-03B-5	150	75	475	275	5.25
LPC-03B-6	200	100	600	350	7.30
LPC-03B-7	250	125	625	375	9.40
LPC-03B-8	300	150	850	500	11.60

**XQJ-LPC-03C 型铝合金下垂直三通**  
Type XQJ-LPC-03C Al alloy downward vertical tee



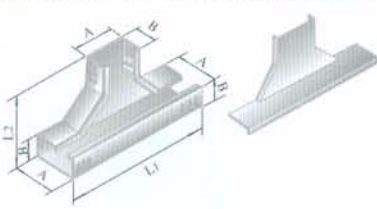
型号 Model	A (mm)	B (mm)	L1 (mm)	L2 (mm)	重量 w(kg)
LPC-03C-1	50	25	225	125	1.90
LPC-03C-2	80	40	440	240	2.25
LPC-03C-3	100	50	450	250	3.00
LPC-03C-4	120	60	460	260	3.40
LPC-03C-5	150	75	475	275	5.40
LPC-03C-6	200	100	600	350	7.50
LPC-03C-7	250	125	625	375	9.80
LPC-03C-8	300	150	850	500	11.90

**XQJ-LPC-03D 型铝合金上侧垂直三通**  
Type XQJ-LPC-03D Al alloy topside vertical tee



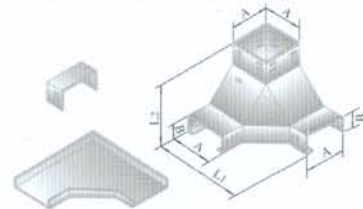
型号 Model	A (mm)	B (mm)	L1 (mm)	L2 (mm)	重量 w(kg)
LPC-03D-1	50	25	250	125	1.94
LPC-03D-2	80	40	480	240	2.25
LPC-03D-3	100	50	500	250	2.90
LPC-03D-4	120	60	520	260	3.40
LPC-03D-5	150	75	550	275	5.30
LPC-03D-6	200	100	700	350	7.40
LPC-03D-7	250	125	750	375	9.60
LPC-03D-8	300	150	1000	500	11.70

**XQJ-LPC-03E 型铝合金下侧垂直三通**  
Type XQJ-LPC-03E Al alloy bottom side vertical tee



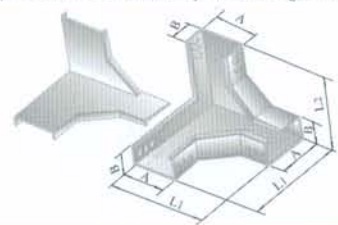
型号 Model	A (mm)	B (mm)	L1 (mm)	L2 (mm)	重量 w(kg)
LPC-03E-1	50	25	250	125	1.85
LPC-03E-2	80	40	480	240	2.30
LPC-03E-3	100	50	500	250	2.85
LPC-03E-4	120	60	520	260	3.60
LPC-03E-5	150	75	550	275	5.75
LPC-03E-6	200	100	700	350	7.90
LPC-03E-7	250	125	750	375	10.10
LPC-03E-8	300	150	1000	500	13.50

**XQJ-LPC-03F 型铝合金上角垂直三通**  
Type XQJ-LPC-03F Al alloy top angle vertical tee



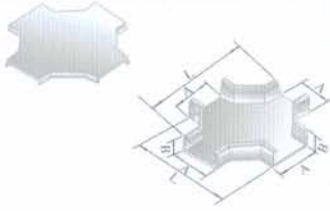
型号 Model	A (mm)	B (mm)	L1 (mm)	L2 (mm)	重量 w(kg)
LPC-03F-1	50	25	150	125	2.80
LPC-03F-2	80	40	280	240	3.45
LPC-03F-3	100	50	300	250	4.10
LPC-03F-4	120	60	320	260	4.80
LPC-03F-5	150	75	350	275	7.60
LPC-03F-6	200	100	450	350	10.40
LPC-03F-7	250	125	500	375	13.30
LPC-03F-8	300	150	650	500	16.20

**XQJ-LPC-03G 型铝合金下角垂直三通**  
Type XQJ-LPC-03G Al alloy bottom angle tee



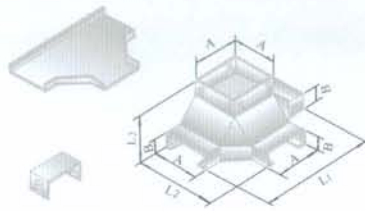
型号 Model	A (mm)	B (mm)	L1 (mm)	L2 (mm)	重量 w(kg)
LPC-03G-1	50	25	150	125	2.30
LPC-03G-2	80	40	280	240	2.80
LPC-03G-3	100	50	300	250	3.30
LPC-03G-4	120	60	320	260	3.80
LPC-03G-5	150	75	350	275	6.00
LPC-03G-6	200	100	450	350	8.30
LPC-03G-7	250	125	500	375	10.70
LPC-03G-8	300	150	650	500	13.10

**XQJ-LPC-04A 型铝合金水平四通配线槽**  
Type XQJ-LPC-04A Al alloy horizontal cross cable duct



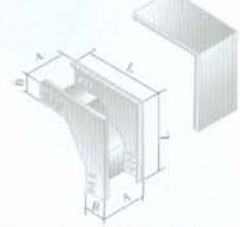
型号 Model	A (mm)	B (mm)	L (mm)	重量 w(kg)
LPC-04A-1	50	25	250	3.90
LPC-04A-2	80	40	480	4.30
LPC-04A-3	100	50	500	4.75
LPC-04A-4	120	60	520	5.40
LPC-04A-5	150	75	550	8.40
LPC-04A-6	200	100	700	11.45
LPC-04A-7	250	125	750	14.60
LPC-04A-8	300	150	1000	17.20

**XQJ-LPC-04B 型铝合金上垂直四通**  
Type XQJ-LPC-04B Al alloy upward vertical cross



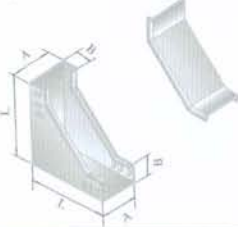
型号 Model	A × B (mm)	L1 (mm)	L2 (mm)	L3 (mm)	重量 w(kg)
LPC-04B-1	50 × 25	250	150	125	1.25
LPC-04B-2	80 × 40	480	280	240	3.70
LPC-04B-3	100 × 50	500	300	250	5.00
LPC-04B-4	120 × 60	520	320	260	6.00
LPC-04B-5	150 × 75	550	350	275	9.35
LPC-04B-6	200 × 100	700	450	350	13.00
LPC-04B-7	250 × 125	750	500	375	16.30
LPC-04B-8	300 × 150	1000	650	500	19.60

**XQJ-LPC-05A 型铝合金垂直上弯通**  
Type XQJ-LPC-05A Al alloy vertical top bend



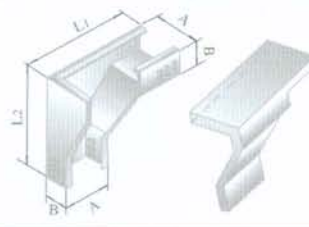
型号 Model	A (mm)	B (mm)	L (mm)	重量 w(kg)
LPC-05A-1	50	25	125	1.30
LPC-05A-2	80	40	240	1.60
LPC-05A-3	100	50	250	1.90
LPC-05A-4	120	60	260	2.30
LPC-05A-5	150	75	275	3.40
LPC-05A-6	200	100	350	4.50
LPC-05A-7	250	125	375	5.70
LPC-05A-8	300	150	500	6.50

**XQJ-LPC-05B 型铝合金垂直下弯通**  
Type XQJ-LPC-05B Al alloy vertical bottom bend



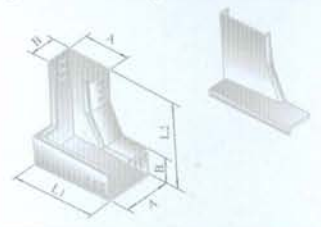
型号 Model	A (mm)	B (mm)	L (mm)	重量 w(kg)
LPC-05B-1	50	25	125	1.60
LPC-05B-2	80	40	240	1.80
LPC-05B-3	100	50	250	2.20
LPC-05B-4	120	60	260	2.65
LPC-05B-5	150	75	275	3.80
LPC-05B-6	200	100	350	4.90
LPC-05B-7	250	125	375	6.15
LPC-05B-8	300	150	500	7.40

**XQJ-LPC-05C 型铝合金垂直左上弯通**  
Type XQJ-LPC-05C Al alloy vertical left top bend



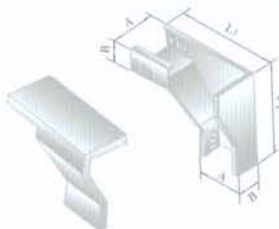
型号 Model	A (mm)	B (mm)	L1 (mm)	L2 (mm)	重量 w(kg)
LPC-05C-1	50	25	150	100	1.10
LPC-05C-2	80	40	280	180	1.50
LPC-05C-3	100	50	300	200	2.00
LPC-05C-4	120	60	320	220	2.60
LPC-05C-5	150	75	350	250	3.85
LPC-05C-6	200	100	450	300	5.15
LPC-05C-7	250	125	500	350	6.80
LPC-05C-8	300	150	650	500	8.20

**XQJ-LPC-05D 型铝合金垂直左下弯通**  
Type XQJ-LPC-05D Al alloy vertical left bottom bend



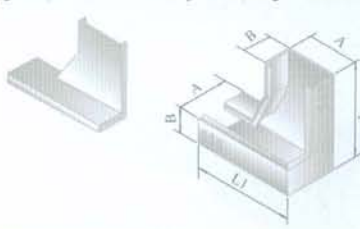
型号 Model	A (mm)	B (mm)	L1 (mm)	L2 (mm)	重量 w(kg)
LPC-05D-1	50	25	150	125	1.40
LPC-05D-2	80	40	280	240	1.70
LPC-05D-3	100	50	300	250	2.20
LPC-05D-4	120	60	320	260	2.70
LPC-05D-5	150	75	350	275	4.00
LPC-05D-6	200	100	450	350	5.50
LPC-05D-7	250	125	500	375	7.20
LPC-05D-8	300	150	650	500	9.40

**XQJ-LPC-05E 型铝合金垂直右上弯通**  
Type XQJ-LPC-05E Al alloy vertical right top bend



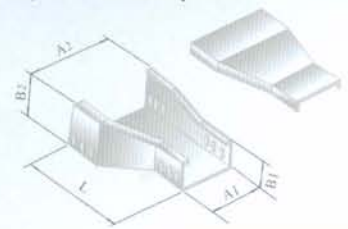
型号 Model	A (mm)	B (mm)	L1 (mm)	L2 (mm)	重量 w(kg)
LPC-05E-1	50	25	150	100	1.10
LPC-05E-2	80	40	280	180	1.45
LPC-05E-3	100	50	300	200	2.00
LPC-05E-4	120	60	320	220	2.60
LPC-05E-5	150	75	350	250	3.85
LPC-05E-6	200	100	450	300	5.70
LPC-05E-7	250	125	500	360	7.60
LPC-05E-8	300	150	600	500	9.50

**XQJ-LPC-05F 型铝合金垂直右下弯通**  
Type XQJ-LPC-05F Al alloy vertical right bottom bend



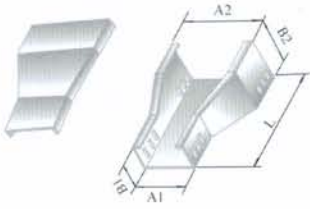
型号 Model	A (mm)	B (mm)	L1 (mm)	L2 (mm)	重量 w(kg)
LPC-05F-1	50	25	150	125	1.40
LPC-05F-2	80	40	280	240	1.70
LPC-05F-3	100	50	300	250	2.20
LPC-05F-4	120	60	320	260	2.90
LPC-05F-5	150	75	350	275	4.00
LPC-05F-6	200	100	450	350	5.80
LPC-05F-7	250	125	500	375	7.70
LPC-05F-8	300	150	650	500	9.70

**XQJ-LPC-06A 型铝合金异径接头**  
Type XQJ-LPC-06A Al alloy reducer connector



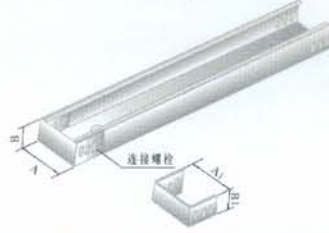
型号 Model	A1 × B1 (mm)	A2 × B2 (mm)	L (mm)	重量 w(kg)
LPC-06A-1	50 × 25	100 × 50	300	1.40
LPC-06A-2	80 × 40	150 × 75	300	2.10
LPC-06A-3	80 × 40	200 × 100	300	2.45
LPC-06A-4	100 × 50	200 × 100	350	3.80
LPC-06A-5	100 × 50	300 × 150	450	4.10
LPC-06A-6	200 × 100	250 × 125	350	4.40
LPC-06A-7	250 × 100	300 × 150	450	5.10
LPC-06A-8	250 × 125	300 × 150	450	5.40

**XQJ-LPC-06B 型铝合金异径接头**  
Type XQJ-LPC-06B Al alloy reducer connector



型号 Model	A <sub>1</sub> × B <sub>1</sub> (mm)	A <sub>2</sub> × B <sub>2</sub> (mm)	L (mm)	重量 w(kg)
LPC-06B-1	50 × 25	100 × 50	300	1.40
LPC-06B-2	80 × 40	150 × 75	300	2.10
LPC-06B-3	80 × 40	200 × 100	300	2.45
LPC-06B-4	100 × 50	200 × 100	350	3.80
LPC-06B-5	100 × 50	300 × 150	450	4.10
LPC-06B-6	200 × 100	250 × 125	350	4.40
LPC-06B-7	200 × 100	300 × 150	450	5.10
LPC-06B-8	250 × 125	300 × 150	450	5.40

**XQJ-LPC-01B 型铝合金配线槽封头**  
Type XQJ-LPC-01B Al alloy cable duct head



型号 Model	A (mm)	B (mm)	A <sub>1</sub> × B <sub>1</sub> (mm)	重量 w(kg)
LPC-01B-1	50	25	46 × 21	0.10
LPC-01B-2	80	40	76 × 36	0.15
LPC-01B-3	100	50	96 × 46	0.20
LPC-01B-4	120	60	116 × 56	0.32
LPC-01B-5	150	75	145 × 70	0.45
LPC-01B-6	200	100	195 × 95	0.60
LPC-01B-7	250	125	245 × 120	0.68
LPC-01B-8	300	150	295 × 145	0.72

**XQJ-LFZ-01 型铝合金直通护罩**  
Type XQJ-LFZ-01 Al alloy straight cover



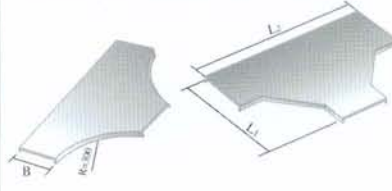
型号 Model	B (mm)	重量 w(kg)	备注 Remarks
LFZ-01-2	200	5.10	
LFZ-01-3	300	7.30	
LFZ-01-4	400	10.40	
LFZ-01-5	500	12.60	
LFZ-01-6	600	15.45	
LFZ-01-8	800	18.80	
LFZ-01-9	900	20.10	
LFZ-01-10	1000	23.25	

**XQJ-LFZ-02 型铝合金水平弯通护罩**  
Type XQJ-LFZ-02 Al alloy horizontal bend cover



型号 Model	B (mm)	L(mm)		重量 w(kg)
		I	II	
LFZ-02-2	200	600	700	4.25
LFZ-02-3	300	700	800	6.20
LFZ-02-4	400	800	900	8.20
LFZ-02-5	500	900	1000	10.40
LFZ-02-6	600	1000	1100	15.30
LFZ-02-8	800	1200	1300	17.80
LFZ-02-9	900	1300	1400	21.30
LFZ-02-10	1000	1400	1500	25.40

**XQJ-LFZ-03 型铝合金水平三通护罩**  
Type XQJ-LFZ-03 Al alloy horizontal tee cover



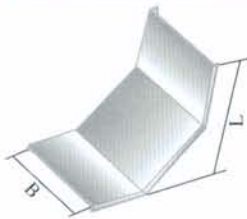
型号 Model	B (mm)	L <sub>1</sub> (mm)	L <sub>2</sub> (mm)	重量 w(kg)
LFZ-03-2	200	700	1200	8.30
LFZ-03-3	300	800	1300	12.00
LFZ-03-4	400	900	1400	14.25
LFZ-03-5	500	1000	1500	16.70
LFZ-03-6	600	1100	1600	22.10
LFZ-03-8	800	1300	1800	24.80
LFZ-03-9	900	1400	1900	28.25
LFZ-03-10	1000	1500	2000	31.10

**XQJ-LFZ-04 型铝合金水平四通护罩**  
Type XQJ-LFZ-04 Al alloy horizontal cross cover



型号 Model	B (mm)	L(mm)		重量 w(kg)
		I	II	
LFZ-04-2	200	1000	1200	13.00
LFZ-04-3	300	1100	1300	18.10
LFZ-04-4	400	1200	1400	20.80
LFZ-04-5	500	1300	1500	23.65
LFZ-04-6	600	1400	1600	29.95
LFZ-04-8	800	1600	1800	33.25
LFZ-04-9	900	1700	1900	37.00
LFZ-04-10	1000	1800	2000	41.20

**XQJ-LFZ-05 型铝合金垂直下弯通护罩**  
Type XQJ-LFZ-05 Al alloy vertical bottom bend cover




型号 Model	B (mm)	L(mm)			重量 w(kg)
		I	II	III	
LFZ-05-2	200	300	450	500	2.00
LFZ-05-3	300				3.10
LFZ-05-4	400				3.80
LFZ-05-5	500				4.55
LFZ-05-6	600				5.95
LFZ-05-8	800				6.25
LFZ-05-9	900				7.35
LFZ-05-10	1000				8.60

**XQJ-LFZ-06 型铝合金垂直上弯通护罩**  
Type XQJ-LFZ-06 Al alloy vertical top bend cover



型号 Model	B (mm)	L(mm)			重量 w(kg)
		I	II	III	
LFZ-06-2	200	400	550	600	2.98
LFZ-06-3	300				3.85
LFZ-06-4	400				4.70
LFZ-06-5	500				5.60
LFZ-06-6	600				7.35
LFZ-06-8	800				8.25
LFZ-06-9	900				9.10
LFZ-06-10	1000				10.20



**XQJ-LFZ-07 型铝合金转动弯通护罩**  
Type XQJ-LFZ-07 Al alloy rotatable bend cover



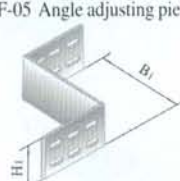

型号 Model	B (mm)	L(mm)			重量 w(kg)
		I	II	III	
LFZ-07-2	200	600	800	1200	3.00
LFZ-07-3	300				4.65
LFZ-07-4	400				5.70
LFZ-07-5	500				6.80
LFZ-07-6	600				8.90
LFZ-07-8	800				10.00
LFZ-07-9	900				11.30
LFZ-07-10	1000				12.60

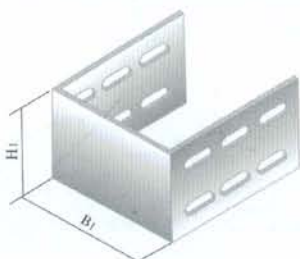

产品外形 Shape	型号 Model	H (mm)	L (mm)	重量 w(kg)	安装图例 Installation	
<b>XQJ-LQJ-LF-01 型直接片</b> Type XQJ-LQJ-LF-01 direct connection piece 	LQJ-LF-01A-25	25	122	0.10	 LQJ-BLJ型直接片 Type LF-01A direct connection piece  注:“A型”直接片适用于AT、AP、AC型桥架和LPC型配线槽;“B型”直接片适用于BT、BP、BC型桥架;“C型”直接片适用于CT、CP、CC型桥架。 Note:Type A for AT,AP,AC、LPC,Type B for BT,BP,BC Type C for CT,CP,CC	
	LQJ-LF-01A-40		40	0.16		
	LQJ-LF-01A-50		50	0.18		
	LQJ-LF-01A-60		60	0.22		
	LQJ-LF-01A-75		75	0.30		
	LQJ-LF-01A-100		100	0.45		
	LQJ-LF-01A-125		125	0.95		
	LQJ-LF-01A-150		150	1.25		
	LQJ-LF-01A-200	175	200	1.40		
	<b>B型</b> LQJ-LF-01B-100 LQJ-LF-01B-150 LQJ-LF-01B-200	70	182	100		0.60
		120	150	0.90		
		170	200	1.34		
<b>C型</b> LQJ-LF-01C-100 LQJ-LF-01C-150 LQJ-LF-01C-200	70	182	100	0.50		
	112	150	0.90			
	162	200	1.25			

产品外形 Shape	型号 Model	H1 (mm)	H2 (mm)	L (mm)	重量 w(kg)	安装图例 Installation
<b>XQJ-LQJ-LF-02 型调高片</b> Type XQJ-LQJ-LF-02 Height adjusting piece 	LQJ-LF-02-75/100	50	75	182	0.40	 LQJ-BTG型调高片 Type LF-02 Height adjusting piece
	LQJ-LF-02-75/150	50	125	0.80		
	LQJ-LF-02-75/200	50	175	282	1.20	
	LQJ-LF-02-75/150	75	125	0.80		
	LQJ-LF-02-75/200	75	175	1.10		
	LQJ-LF-02-75/200	125	175	382	1.50	

产品外形 Shape	型号 Model	H (mm)	L1 (mm)	L2 (mm)	重量 w(kg)	安装图例 Installation
<b>XQJ-LQJ-LF-03 型弯接片</b> Type XQJ-LQJ-LF-03 Bended connection piece 	LQJ-LF-03-50	25	91	200	0.30	 LQJ-BLS型弯接片两片为一套 Type LF-03 Bended connection piece A set consists of two pieces
	LQJ-LF-03-75	50			0.50	
	LQJ-LF-03-100	75	1.20			
	LQJ-LF-03-150	125	191	300	1.70	
	LQJ-LF-03-200	175	391	1.90		

产品外形 Shape	型号 Model	配套桥架高度 H (mm)	L1 (mm)	重量 w(kg)	安装图例 Installation	
<b>XQJ-LQJ-LF-04 型调角片</b> Type XQJ-LQJ-LF-04 Angle adjusting piece 	LQJ-LF-04-75	75	166	0.70	 LQJ-BTJ型调角片 Type LF-04 Angle adjusting piece	
	LQJ-LF-04-100	100	75	191		1.30
	LQJ-LF-04-150	150	125	341		2.00
	LQJ-LF-04-200	200	175	391		2.90

产品外形 Shape	型号 Model	H (mm)	L1 (mm)	B1 (mm)	重量 w(kg)	安装图例 Installation
<b>XQJ-LQJ-LF-05 型调角片</b> Type XQJ-LQJ-LF-05 Angle adjusting piece 	LQJ-LF-05-100	75	50	100	0.80	Type LF-05 Width adjusting piece LQJ-BTJ型调角片  LQJ-BLJ型直接片 Type LF-01C Direct connection piece
	LQJ-LF-05-150			150	1.20	
	LQJ-LF-05-200	100	75	200	1.60	
	LQJ-LF-05-300	150	125	300	2.05	
	LQJ-LF-05-400	200	175	400	2.60	
	LQJ-LF-05-500	200	175	500	3.10	

产品外形 Shape	型号 Model	H (mm)	B (mm)	H1 (mm)	B1 (mm)	重量 w(kg)	安装图例 Installation
<b>XQJ-LQJ-LF-06 型铝合金桥架终端封头</b> Type XQJ-LQJ-LF-06 End piece 	LQJ-LF-06-100	75	100	50	95	0.90	 LQJ-ZP型终端封头 Type LF-06 End piece
	LQJ-LF-06-150		150		145	1.30	
	LQJ-LF-06-200		200		195	1.70	
	LQJ-LF-06-250	250	245	2.15			
	LQJ-LF-06-300	100	300	75	295	2.70	
	LQJ-LF-06-400	150	400	125	395	3.20	
	LQJ-LF-06-500	200	500	175	495	3.60	
	LQJ-LF-06-600	600	175	595	3.90		
	LQJ-LF-06-800	800	795	4.20			
	LQJ-LF-06-1000	1000	995	4.60			

抗腐蚀铝合金桥架  
Anti-corrosive Al-alloy Support